



‘Finishing the Job’

AN INDEPENDENT REVIEW OF THE MINE ACTION SECTOR IN CAMBODIA

Final report, 30 April 2016

A project funded by:



In a world where security and development are still hindered by explosive hazards, the Geneva International Centre for Humanitarian Demining (GICHD) works to reduce the impact of mines, cluster munitions and other explosive hazards. To achieve this, the GICHD supports national authorities, international organisations and civil society in their efforts to improve the relevance and performance of mine action. Core activities include furthering knowledge, promoting norms and standards, and developing in-country and international capacity. This support covers all aspects of mine action: strategic, managerial, operational and institutional. The GICHD works for mine action that is not an end in itself but contributes to the broader objective of human security – freedom from fear and freedom from want. This effort is facilitated by the GICHD's location within the Maison de la paix in Geneva.

This report was written by Annie Nut and Pascal Simon, independent consultants.

© Geneva International Centre for Humanitarian Demining

The designation employed and the presentation of the material in this publication do not imply the expression of any opinion whatsoever on the part of the GICHD concerning the legal status of any country, territory or armed groups, or concerning the delimitation of its frontiers or boundaries.

For further information, please contact:

Geneva International Centre for Humanitarian Demining
Maison de la paix, Tower 3
Chemin Eugène-Rigot 2C, PO Box 1300
CH – 1211 Geneva 1, Switzerland
info@gichd.org

Acknowledgements

The review team would like to thank all organizations and individuals who participated in the mine action sector review mission in Cambodia, including HE Prum Sophakmonkol, Secretary General of the Cambodian Mine Action and Victim Assistance Authority (CMAA) as well as his staff. The Review Team is also grateful to Mrs. Setsuko Yamazaki, United Nations Development Programme (UNDP) Country Director in Cambodia and to her staff, including Mr. David Horrocks and Mr. Tong Try who have provided guidance and support before and during the conduct of the review mission. Special thanks to HE Prak Sokhonn, First Vice-President of the CMAA who dedicated his time to share his views on the major issues addressed during the review.

The review team is also very grateful to the managers and staff from all mine action organizations, including those involved in victim assistance, who provided logistical support and time to discuss issues and possible sector improvements, including the Cambodian Mine Action Centre, The HALO Trust, Mines Advisory Group, Norwegian People's Aid, the National Centre for Peacekeeping Forces and ERW Clearance, Handicap International, the International Committee of the Red Cross and Exceed.

Thanks equally goes to development partners that met the Review Team and provided an overview of their assistance and an analysis and recommendations regarding the mine action sector, including Australia, Canada, European Union, Germany, Japan, Switzerland, United Kingdom and United States.

CONTENTS

Acronyms and Abbreviations	6
1. Executive Summary	8
2. Introduction	11
2.1. Background	
2.2. Objectives	
2.3. Methodology	
2.4. Limitations and constraints	
3. Situation of the mine action programme in Cambodia	14
3.1. The Landmine / ERW problem in Cambodia	
3.2. The Cambodian response to landmine / ERW contamination	
3.3. National and international strategic and development framework	
3.4. National mine action coordination and sector governance	
4. Achievements under the National Mine Action Strategy	28
4.1. CMAA 2010-2012 report	
4.2. CMAA 2015 report	
5. Land release	37
5.1. Operators	
5.2. The land release process	
5.3. Planning and prioritization	
6. Mine Risk Education	46
7. Victim Assistance	48
8. Support to Mine action in Cambodia	53
9. Other issues	60
9.1. Gender mainstreaming	
9.2. Information management	
9.3. ASEAN Regional Mine Action Centre	
10. Review of the sector according to OECD – DAC criteria	63
11. Conclusions, findings and recommendations	68
12. Royal Government of Cambodia Response	75
13. Annexes	76
Annex 1: Review mission field phase programme	
Annex 2: Bibliography and documentation consulted during the review	
Annex 3: Results of the SWOT and Round Robin analysis conducted with stakeholders	
Annex 4: List of individuals and organizations met during the review	
Annex 5: List of the 35 most affected communes by casualties – last five years	
Annex 6: List of the 30 most affected communes by casualties – last three years	
Annex 7: Detailed land release data by C1, C2, C3 and by land classification 2010-2015	
Annex 8: Male and female staff within CMAA and operators (by positions)	
Annex 9: Scope of the highest priority areas to be addressed in Cambodia before 2025	
Annex 10: List of organizations active in disability and rehabilitation	
Annex 11: Contributions to CfR II	
Annex 12: Summary of the focus groups' discussions findings	

List of Figures and Tables

- Figure 1: Map of Landmine / ERW accidents in Cambodia (1997-2015)
Figure 2: Landmines / ERW casualties 1979 - 2015
Figure 3: Landmines / ERW casualties by age and gender
Figure 4: Landmines / ERW victims by casualty outcome
Figure 5: Landmines / ERW casualties by provinces 1979-2015
Figure 6: Landmines / ERW casualties by provinces 1992-2015
Figure 7: Map of US bombing areas in Eastern Cambodia
Figure 8: LIS contamination map
Figure 9: Land release operators deployment in Cambodia
Figure 10: BLS land classification according to the nature of the threat
Figure 11: High priority areas for land release operations
Figure 12: Basic risk management model based on impact and probability
Figure 13: Map of PRC in Cambodia
Figure 14: Evolution of global contributions to mine action 2004-2014
Figure 15: 2014 contributions to global mine action by donor countries
Figure 16: Contributions to the mine action sector in Cambodia
Figure 17: Japan and USA contributions to Cambodia 2009-2014
Figure 18: Benefits of mine clearance at households level
- Table 1: CMAA units, departments and staff
Table 2: CMAA DBU contaminated land classification (December 2015)
Table 3: CMAA DBU land release results March 2016
Table 4: Land release data by land classification 2010-2015
Table 5: 2010-2015 Land release data for A1 classified land
Table 6: Mine / ERW casualties in 2014 and 2015

ACRONYMS AND ABBREVIATIONS

ADB	Asian Development Bank
ARMAC	ASEAN Regional Mine Action Center
ASEAN	Association of Southeast Asian Nations
AUD	Australian Dollar
BAC	Battle area clearance
BLS	Baseline survey
CfR	Clearing for results
CBMRR	Community Based Mine Risk Reduction
CBR	Community Based Rehabilitation
CC	Commune council
CCM	Convention on Cluster Munitions
CCW	Convention on Certain Conventional Weapons
CDC	Council for the Development of Cambodia
CDCC	Cambodian Demining Coordination Committee
CDMG	Cambodian Millennium Development Goal
CDP	Commune Development Plan
CDPO	Cambodian Disabled People Organization
CG	Consultative Group
CIDA	Canadian International Development Agency
CIDI	Cambodian Initiative for Disability Inclusion
CL	Community liaison
CMAA	Cambodian Mine Action and Victim Assistance Authority
CMAC	Cambodian Mine Action Centre
CMAS	Cambodian Mine Action Standards
CMVIS	Cambodian Mine Victim Information System
COFRAS	Compagnie Française d'Assistance Spécialisée
CRC	Cambodian Red Cross
CRPD	Convention on the Rights of Persons with Disabilities
CSPO	Cambodian School for Prosthetics and Orthotics
CT	Cambodia Trust
DAC	Disability Action Council
DP	Development partner
DPKO	Department for peacekeeping operations
DPO	Disabled People's Organization
DU	Demining unit
EC	European Commission
ERW	Explosive remnants of war
EU	European Union
EUR	Euro
GC	Governing council
GICHD	Geneva International Centre for Humanitarian Demining
GPS	Global positioning system
GSI	Geospatial International
HALO	Hazardous Areas Life-support Organisation Trust(The HALO Trust)
HAR	Harmonization, alignment and result
HI	Handicap International
HMA	Humanitarian mine action
ICRC	International Committee of the Red Cross
IMAS	International Mine Action Standards
IMSMA	Information Management System for Mine Action
ISU	Implementation Support Unit
IT	Information Technology
KPMG	Klynveld Peat Marwick Goerdeler
L1S	Level 1 survey
LIS	Landmine impact survey
LMAD	Linking mine action and development
LR	Land release
LUMU	Land use management unit
LUPU	Land use planning unit
MAC	Mine action centre
MACC	Mine Action Coordination Committee

MADWG	Mine Action District Working Group
MAG	Mines Advisory Group
MAFF	Ministry of agriculture, forestry and fishery
MAP	Mine action programme
MAPU	Mine action planning unit
MAU	Mine Action Unit (UNOPS)
MCTU	Mine Clearance Training Unit
MDD	Mine detection Dog(s)
MDG	Millennium development goals
MoEF	Ministry of economy and finance
MoEYS	Ministry of education, youth and sport
MoH	Ministry of health
MLMUPC	Ministry of land management, urban planning and construction
MoSVY	Ministry of social affairs, veterans and youth rehabilitation
MoWA	Ministry of women's affairs
MSP	Meeting of the States Parties
NDCC	National Disability Coordination Committee
NGO	Non-governmental organization
NMAA	National mine action authority
NMAP	National mine action programme
NMAS	National mine action strategy
NPA	Norwegian People's Aid
NPA-PWD	National plan of action for people with disability
NPMEC	National centre for peacekeeping mine and ERW clearance
NSDP	National strategic development plan
OECD	The Organisation for Economic Co-operation and Development
OMOL	One man one lane
PBA	Programme based approach
PM	Prime Minister
PMAC	Provincial mine action committee
PSC	Provincial sub-committee for land use in mined areas
PWD	Persons with disabilities
QA	Quality assurance
QAM	Quality assurance monitor
QM	Quality management
RCAF	Royal Cambodian Armed Forces
RGC	Royal Government of Cambodia
SDG	Sustainable Development Goals
SHA	Suspected hazardous area
SOP	Standard Operating Procedures
SRSG	Special Representative of the Secretary General
STA	Senior technical advisor
TA	Technical assistance / Technical advisor
TAB	Technical advisory board
TF	Trust Fund
TS	Technical survey
TWG	Technical working group
UN	United Nations
UNAMIC	United Nations Advance Mission in Cambodia
UNDP	United Nations Development Programme
UNICEF	United Nations International Children's Emergency Fund
UNSC	United Nations Security Council
UNSYG	United Nations Secretary General
UNTAC	United Nations Transitional Authority in Cambodia
US	United States
USD	United States Dollar
UXO	Unexploded Ordnance
VA	Victim assistance
VI	Veteran International
WB	World Bank

1. EXECUTIVE SUMMARY

An independent review of the Cambodian mine action sector was commissioned by the United Nations Development Programme (UNDP). It was conducted by a team from the Geneva International Centre for Humanitarian Demining (GICHD) from 15 February 2016 to 22 April 2016. The sector review aims at documenting and informing possible adjustments to the existing national mine action strategy and at providing a detailed analysis of the current situation of the sector, in particular:

- The operational and human development results, trends, and achievements of the Cambodian national mine action programme since formal mine action activities began;
- The current and future role and contribution of all stakeholders, including all levels of the Royal Government of Cambodia, the United Nations Development Programme, mine action operators and development partners.

In collaboration with major mine action operators, field visits were organised to the most affected provinces in the north and northwest areas of the country. In addition, consultations with a range of relevant stakeholders, including essential development partners, were arranged during the course of the review's field phase. At the invitation of national authorities, a stakeholder meeting was organized at the beginning of the review to present the programme and methodology of the review mission. A final stakeholder meeting presented and discussed the review's preliminary findings and conclusions. A draft review report was circulated to all stakeholders for feedback and comments; the review report was finalized by the team leader on 24 April, 2016.

Established in 1993 with the assistance of the United Nations and the international community, the Cambodian mine action programme is one of the oldest and most established in the world. Cambodia has enjoyed the assistance and support of a large number of mine action organizations, operators and development partners and has achieved remarkable results, especially from 2009 after the Baseline Survey was conducted and a more effective and efficient land release methodology was adopted. The number of landmines and explosive remnants of war (ERW) casualties has decreased significantly. The negative socio-economic impact of the contamination has also been reduced and thousands of hectares of cleared land have been handed over to local communities for agricultural purpose, housing and communal infrastructure projects.

Mine action has been implemented by a large number of national and international organizations, including the Cambodian Mine Action Centre (CMAC), the National Centre for Peacekeeping Mine and ERW Clearance (NPMEC), Mine Advisory Group (MAG), The HALO Trust (HALO), and Norwegian People's Aid (NPA).

Since 2000, Cambodia has been a State party to the Anti-Personnel Mine Ban Convention (APMBC) that requires states parties to complete the clearance of all mined areas within ten years from the entry into force of the convention. Due to the high level of landmine contamination, Cambodia has secured a ten years extension of its Article 5 obligations deadline to January 2020. Implementation of the extension provisions is documented in the National Mine Action Strategy (NMAAS) 2010-2019.

In 2000, Cambodia demonstrated its commitment and national ownership in dealing with the problem by establishing a national mine action authority (NMAA) now considered an example of internationally recognized best practices. During the review, the authority was consistently described by most stakeholders as a competent, responsive, engaged and a highly qualified government entity in managing the sector. Policy dialogue and development partners' coordination took place in the frame of the technical working group (TWG) for mine action meetings. The purpose was to support the RGC Partnerships' Principles and the harmonization, alignment and result (HAR) policies.

Since 2009, the adoption of more efficient land release methodologies, corresponding to the relevant International Mine Action Standards (IMAS), has represented a breakthrough for the sector and facilitated substantial progresses in addressing the problem. A BLS conducted in the 124 most contaminated districts delivered a more accurate picture of the contamination and provided a new classification of contaminated land according to the nature of the contamination (landmines versus ERW) and the severity of the threat (dense versus scattered contamination). While it is established that approximately 1,640 km² remain affected by landmines and ERW, it is estimated that approximately 1,000 km² are contaminated by landmines, representing 0,5 percent of the country's total landmass, territory. Since the completion of the BLS, the scope of the problem has been well documented and this should definitely facilitate planning and operational prioritization.

Despite the progress achieved so far by the sector, it is believed that Cambodia will not be able to comply with its APMBC A5 obligations by 2020. In 2014, Cambodia officially endorsed the Maputo +15 Declaration that commits state

parties to intensify their efforts to complete their obligations and aspire to meet the goal of 2025. The decision to align the mine action programme with this Declaration is appropriate as 2025 is a more realistic target for Cambodia, providing an end date and end state for the programme. It is important to note that it will be necessary for Cambodia to develop and submit a timely A5 Extension Request to the States Parties, in line with its APMBC obligations.

The review conducted an analysis of the mine action sector according to the **traditional OECD – DAC evaluation criteria** and concludes:

- **Relevance:** the mine action sector in Cambodia is very relevant;
- **Effectiveness:** the mine action sector is relatively effective (targeting, planning and prioritization can be improved);
- **Efficiency** the sector is relatively efficient (land release methodology has boosted outputs but can be improved; there are too many cleared minefields with no/small number of mines);
- **Impact:** Impact of the Cambodian mine action sector is believed to be very strong (sharp decrease of casualties, robust socio-economic impact in target communities);
- **Sustainability:** The mine action programme in Cambodia is quite sustainable (once land is released, the problem will not come back) but management of the long term residual contamination problem should be planned for;
- **Coherence and complementarity:** Cambodia has developed substantial national mine action professional expertise and ASEAN has decided to establish a regional mine action centre based in Cambodia;
- **Inclusive approach and gender:** The mine action sector in Cambodia needs more solid gender mainstreaming strategies; female participation in mine action programme remains limited, including women's contributions to the planning and prioritization system.
- **Global learning:** Cambodia is a great case study for the mine action sector; it can provide valuable lessons learnt for other mine action programmes.

A matrix presenting the review's findings, conclusions and recommendations is included in paragraph 11.

Major recommendations of the report:

Planning and prioritization:

- Planning of land release operations should be more efficient and more focused on high priority areas (dense anti-personnel landmines contaminated areas representing a high threat to local communities);
- The sector should attempt to develop a risk management model prioritizing those target areas;
- The number of communes included in the national mine action authority directives should be reduced from 160 to 60 or 70 maximum;
- Prioritization should be made at village level instead of communes level.

Land Release:

- Baseline and non-technical survey should be enhanced to reduce the number of suspected areas not requiring technical survey and full clearance; such a survey process should be ongoing;
- Operators should be encouraged to use the three land release techniques more efficiently.

Legal and institutional issues:

- The conflicting legal and institutional framework related to the Cambodian Mine Action Authority and the Cambodian Mine Action Centre should be clarified and resolved.

The new National Mine Action Strategy 2017 – 2025 should:

- Establish a definitive end date (2025) and end state for the programme;
- Plan an exit strategy;
- Plan for the development of a national residual contamination response capacity;
- Call for renewed partnerships with development partners;
- Demonstrate how Cambodia will mobilize new resources from various sources;

- Demonstrate how those resources will be prioritized and organized according to the nature of the tasks: for high priority areas (humanitarian), for large infrastructure programmes (roads, bridges), for private activities and projects (contract demining).

The Convention on Cluster Munitions:

- Cambodia should sign the Convention on Cluster Munitions;
- This will also provide clarity on strategic national objectives and is likely to boost funding for operations in Cambodia's eastern parts.

ASEAN Regional Mine Action Centre:

- This Centre is a possible vehicle for Cambodian support and assistance to other regional mine action programmes;
- The regional centre should encourage exchanges of experiences and expertise in the region.

2. INTRODUCTION

2.1 Background

Cambodia is one of the oldest and most established mine action¹ programmes in the world. Due to its extensive landmine and ERW contamination followed by the early response that was provided 25 years ago with the assistance of the international community; the Cambodian mine action sector has developed a robust and qualified capacity of several thousands of national professionals. Cambodia has also benefited from extensive international support provided by international organizations, operators and development partners. Some of these groups have been assisting Cambodia for more than two decades.

Cambodia is a State Party to the Anti-Personnel Mine Ban Convention (APMBC) and the country has demonstrated a strong commitment in responding to the challenge of complying with all the convention's obligations, specifically with Article 5 requiring demands for the destruction of all antipersonnel landmines (APM) in its territory.

Mine action has been actively integrated into all national socio-economic strategies of the Royal Government of Cambodia (RGC) that has adopted a specific ninth Millennium Development Goal for mine action. National authorities have taken responsibility for ensuring national ownership in the leadership and management of the sector. This specifically originated with the establishment of the CMAA that operates as the national coordinating and regulating body for the sector. Cambodia has also developed a strong national mine action capacity with CMAC and the National Centre for Peacekeeping Mine and ERW Clearance (NPMEC) that deploys Cambodian troops, including deminers, to the United Nations Department for Peace Keeping Operations (DPKO).

A great deal has been achieved during the last 25 years and the benefits of mine action have been undeniable in terms of casualty reduction and contributions to socio-economic development in rural areas. However, while national authorities have reported that substantial portions of the national territory remain affected by landmines and ERW contamination – including cluster munitions – it is expected that international support to the sector will decrease in the next few years. Cambodia has enjoyed a spectacular period of economic growth and has become a Lower Middle Income Country (LMIC). While international development partners have currently to face other global challenges and respond to other pressing priorities, most of them consider that Cambodia must take greater responsibility for supporting and funding its national mine action programme.

The Cambodian mine action programme is currently operating according to the 2010-2019 National Mine Action Strategy (NMAS). As the programme nearing the end of its strategy, it now seems clear that the elimination of APM contamination by 2019 is out of reach. At the 2014 Maputo State Parties meeting, Cambodia officially endorsed the Maputo +15 Declaration² with the ambition to “intensify efforts to complete the country time-bound obligations with the urgency that the completion work requires”. Cambodia “aspires to meet the goals to the fullest extent possible by 2025”.

As a result of the inability to achieve the NMAS objectives by 2019 and its current APMBC A5 deadline of 2020, Cambodia is already designing a new Mine Action Strategy 2017-2025 and will prepare and submit an additional Article 5 extension request for its current January 2020 A5 deadline.

2.2 Objectives

The aim of this independent review is to assess current progress towards achievement and to consider the requirements to complete the country's APMBC obligations. This will include recommendations for further United Nations Development Programme (UNDP) support to the sector during this period.

The Sector Review provides key stakeholders with a detailed analysis of the current situation of the sector, in particular:

- The operational and human development results, trends, and achievements of the Cambodian national mine action programme since formal mine action activities began;

¹ The definitions of terms as 'mines', 'antipersonnel mines', 'landmines', 'ERW', 'deminings', 'humanitarian demining', 'clearance', 'mine action', 'mine action organization', 'risk education', 'mine victim', 'victim assistance', 'national mine action authority', etc. refer to the International Mine Action Standards - IMAS 04.1. (Ed. 2), Amendments 1, 2, 3 & 4, 'Glossary of Terms and Definitions'. The term 'landmine' will generally embrace both landmines and ERW except when the distinction is essential.

² 'Maputo +15: Declaration of the States Parties to the Convention on the Prohibition of the Use, Stockpiling, Production and Transfer of Anti-Personnel Mines and on Their Destruction', adopted on 27/6/2014.

- The current and future role and contribution of all stakeholders of the Cambodian national mine action sector, including all levels of the Royal Government of Cambodia (including CMAA), UNDP, operators, development partners. This will provide direction to the future national mine action sector development process.

The Sector Review aims at documenting and informing:

- The possible adjustment of the existing 2010 – 2019 National Mine Action Strategy,
- Future Cambodian APMBC Article 5 extension request,
- The possible next phase of the UNDP Clearing for Results (CfR) project,
- The strengthening and/or development of robust and realistic resource mobilization strategies allowing Cambodia to comply with APMBC objectives and deadlines.

The Sector Review represents an opportunity to collect information and opinions from all stakeholders on the future of the sector in Cambodia and explore concepts and possible future strategic orientations for the mine action programme. In the long term, in order to support its socio-economic development strategies, Cambodia will have to comply with its international obligations (particularly APMBC Article 5) and find innovative solutions to manage the ERW residual contamination with decreasing international resources.

2.3 Methodology

The Cambodian Mine Action Sector Review was conducted in three phases³:

- **A mobilization/desk phase conducted from 15-28 February 2016**

The mobilization phase allowed the team to prepare the framework and conduct a literature review and analysis of relevant documentation and reports⁴. During the mobilization phase, a meeting was arranged in Geneva with the GICHD, the Review Team Leader and the Cambodian delegation participated in the Directors of National Mine Action Programmes. The meeting was an opportunity to prepare the planning of the field phase of the review, elaborate the list of stakeholders to be interviewed and finalize the methodology and the review team configuration.

- **The field phase of the review took place in Cambodia from 29 February to 2 April 2016**

The review team arranged meetings with all relevant stakeholders in Phnom Penh and in several provinces: RGC representatives (particularly HE Prak Sokhonn, the 1st Vice President of the CMAA), CMAA management and staff, the Ministry of Social Affairs, Veterans and Youth (MoSVY), provincial authorities (Governors and / or Deputy Governors), Provincial Mine Action Planning Units (MAPU), all major mine action operators, victim assistance stakeholders, United Nations agencies and a large number of Development Partners. Field visits were conducted with five major mine action operators: Norwegian People's Aid (NPA) in Rattanakiri, Mines Advisory Group (MAG) in Battambang, the CMAC in Banteay Meanchey, the NPMEC of the Royal Cambodian Armed Forces (RCAF) in Pailin and The HALO Trust (HALO) in Oddar Meanchey. In each of these five provinces, a meeting with provincial authorities and MAPU was arranged, a field visit to observe land release operations conducted by each operator took place and focus group discussions were arranged with separate groups of female and male local villagers and beneficiaries. These were discussions on the level of participation and understanding of local communities in the planning and implementation of land release activities and collected their opinions on the benefits of those operations.

The review team arranged meetings with stakeholders involved in the disability and rehabilitation sector to identify progress made in the victim assistance component of the mine action sector; including the MoSVY, the Cambodian Disabled People Organization (CDPO), the International Committee of the Red Cross (ICRC), Handicap International (HI) and the Cambodian School for Prosthetics and Orthotics (CSPO). The review team further met with major development partners including Australia, Canada, United Kingdom (UK), United States (US), Japan, Switzerland and Germany to better understand their opinions on the performance of the sector and their recommendations on possible efficiency gains that the sector could achieve in the next few years.

At the beginning of the review's field phase, the review team arranged a first meeting with all stakeholders to present the objectives and methodology of the review mission, conduct group discussions and a sector analysis through a Strength, Weakness, Opportunities and Threat (SWOT) analysis and Round Robin exercises⁵. At the end of the Review field mission, the team gave a presentation of the main review findings and recommendations at the CMAA Headquarter in Phnom Penh with all stakeholders (CMAA, operators and development partners). A final debriefing took place with CMAA Secretary General to clarify some of the findings and take note of the main recommendations from the RGC. In the course of the field phase, the review team conducted numerous discussions with an extensive

³ See Annex 1: The programme of the field phase of the Review Team.

⁴ See Annex 2: Bibliography and documentation consulted during the review.

⁵ See Annex 3: Results of the SWOT and Round Robin analysis that was conducted with stakeholders.

number of stakeholders through semi-structured interviews⁶.

The team circulated the draft review report for comments to all stakeholders through UNDP's Phnom Penh Office and CMAA. The final version of the report has taken into account and integrated all observations and comments made by stakeholders.

▪ **The reporting phase of the Review took place from 3-16 April 2016**

The draft review report was circulated for comments to major stakeholders in Cambodia and, once comments had been integrated to the document, the review report was submitted to UNDP and to the RGC. The final review report includes the RGC response to the review team recommendations.

2.4 Limitations and constraints

When the field phase of the review mission started on 29 February 2016, the process of developing Cambodia's new national mine action strategy had been launched and a first draft of the review was requested for May 2016. The review process, according to its terms of reference, should inform the future strategy with findings and recommendations. It is trusted that national authorities will take sufficient time to integrate the review's recommendations before finalizing their new strategic plan.

The scope of a sector review is by definition large and involves numerous stakeholders. The review team would have found it beneficial to spend more time in quality discussion with some of the major stakeholders, especially CMAA management and staff, operators and development partners. However, the duration of the field mission was limited due to budget constraints and because of the upcoming New Year holidays in Cambodia. The importance of including the review's major findings and recommendations in the new mine action strategy was also incentive to speed up the process.

One major issue faced by the review team was the difficulty to collect consistent data for the CMAA to document progress made against the objectives and targets of the national strategy. Data are not centralized and, while reports following approximately the structure of the strategic plan to the RGC (in Khmer language) could be used to extract some data for the years 2010 to 2012, more recent data were not systematically compiled and not available in the exception of a 2015 narrative report to the RGC (in Khmer language) published at the beginning of 2016. One recommendation to the CMAA has been to centralize data into a single Information Management department that can systematically and consistently document sector progresses and measure them against the goals and objectives of the strategic plan.

The review team understands that it is not always possible to establish definitive data and accepted that it had to work in an environment where information changed sometimes daily. There is therefore a strong possibility that data used in this report will be altered in the near future once fresher data is published. However, the authors do not believe that possible adjustments of official mine action data should drastically alter the conclusions of this report and a versatile environment should be used as a pretext to challenge the major recommendations of this study.

Finally, following advice from national authorities and UNDP, the review team concentrated on essential and strategic issues. The main objective is to guide the RGC's efforts to define an end state for the programme by 2025. This demands eliminating the threat and the negative impact of landmines in Cambodia while planning for the long term capacity to address the ERW problem.

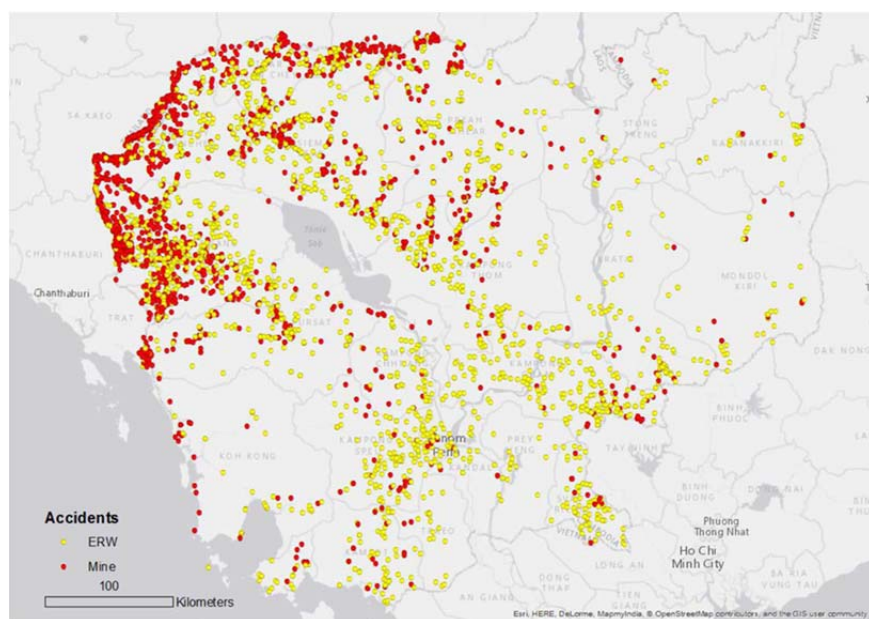
⁶ See Annex 4: List of persons interviewed in the course of the review mission.

3. SITUATION OF THE MINE ACTION PROGRAMME IN CAMBODIA

3.1. The landmine / ERW problem in Cambodia

Cambodia is one of the most severely landmine and ERW affected countries in the world. The country's landmine problem is the result of internal and regional conflicts from the mid-1960s until the end of 1998. The nature of landmine and ERW contamination in Cambodia varies according to geographical areas: North western districts bordering Thailand are heavily impacted, especially by landmines, while other parts of the country, mainly the east, are considered moderate to low impact and are mostly affected by ERW and cluster munitions. The most landmine affected provinces are those located along the Thai–Cambodian border: Battambang, Banteay Meanchey, Pailin, Oddar Meanchey and Preah Vihear. The border area is reportedly heavily mined (known as the K5 Mine Belt) with an estimate of 2,400 landmines per kilometre (km) along the 1,000 km border between both countries, making this border one of the most heavily contaminated areas in the world.

Figure 1: Map of Landmine and ERW accidents in Cambodia (1997-2015)

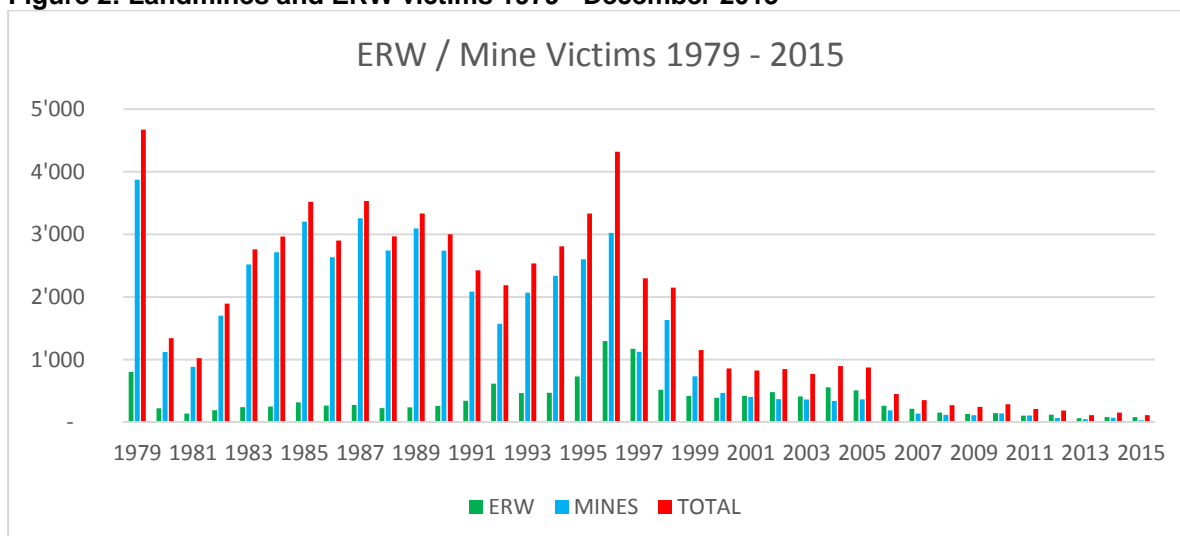


During the Vietnam War, United States war planes dropped 2.75 million Cluster Munition (CM) bombs on the country, mostly in the central and Eastern provinces. The protracted nature of the Cambodian civilian conflict also left millions of ERW scattered throughout the country. A large part of those unexploded ordnance (UXO) still represent a lethal threat to neighbouring communities and people foraging in forested areas.

The Cambodian Mine/ERW Victim Information System (CMVIS) recorded a total of 64,579 victims of landmines and ERW between 1979 and 2015, with 111 casualties recorded for the year 2015 alone (81 casualties from ERW and 30 casualties from landmine accidents⁷). Most landmine accidents occurred in the

northwest region of Cambodia where the conflicts were more intense. The number of casualties dropped enormously from the end of the 90s, once internal conflicts ended.

Figure 2: Landmines and ERW victims 1979 - December 2015



50,998 landmine victims represent 79 percent of total casualties, with ERW victims making up the remaining 21

⁷ Cambodian Mine Victim Information System, March 2016.

percent (13,581). A total of 52,363 casualties are adult males who constitute 81 percent of the total landmines / ERW victims in Cambodia. Among landmine victims, it is reported that, recently, anti-tank mines (ATM) victims outnumbered victims of anti-personnel mines (APM). Adult males represent a very large proportion of the victims, 81 percent, while boys and adult women respectively amount for 9 percent and 8 percent of the victims. A total of 30 percent of the victims were killed during the accidents while 14 percent lost limbs.

Figure 3: Landmine / ERW casualties by age and gender

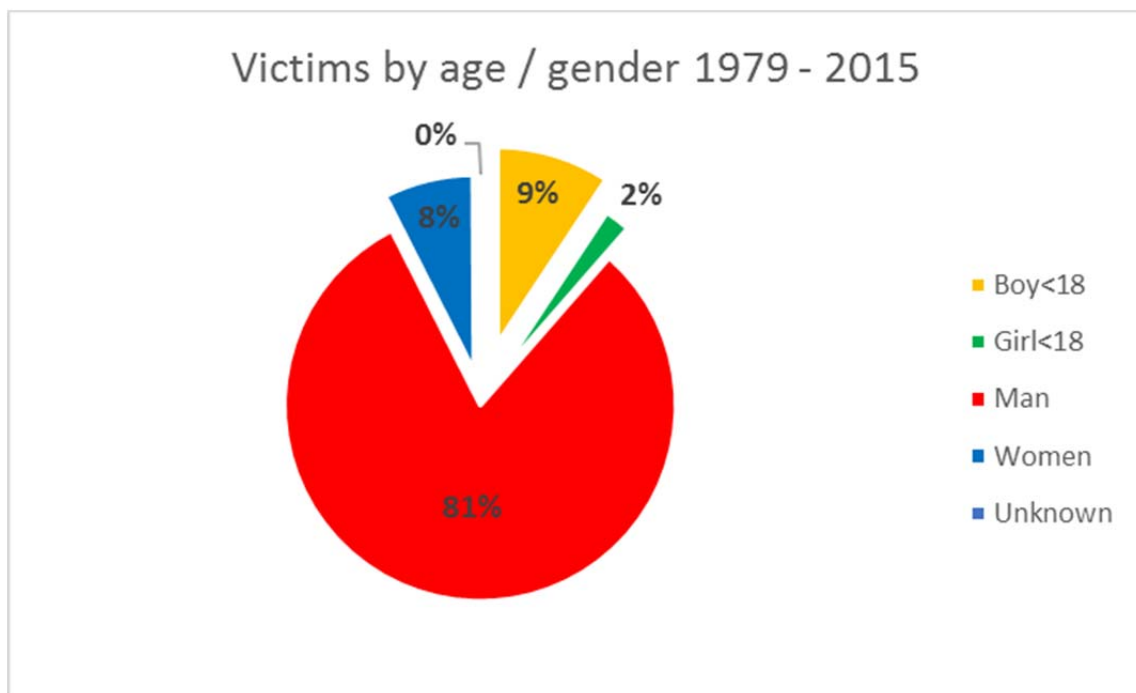
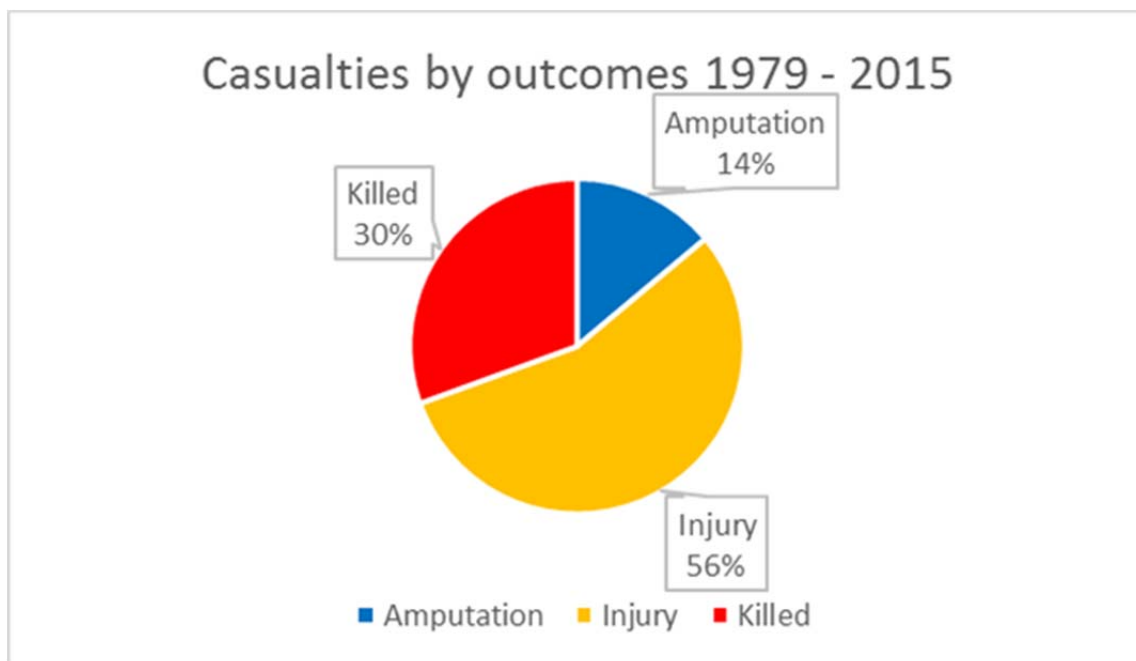
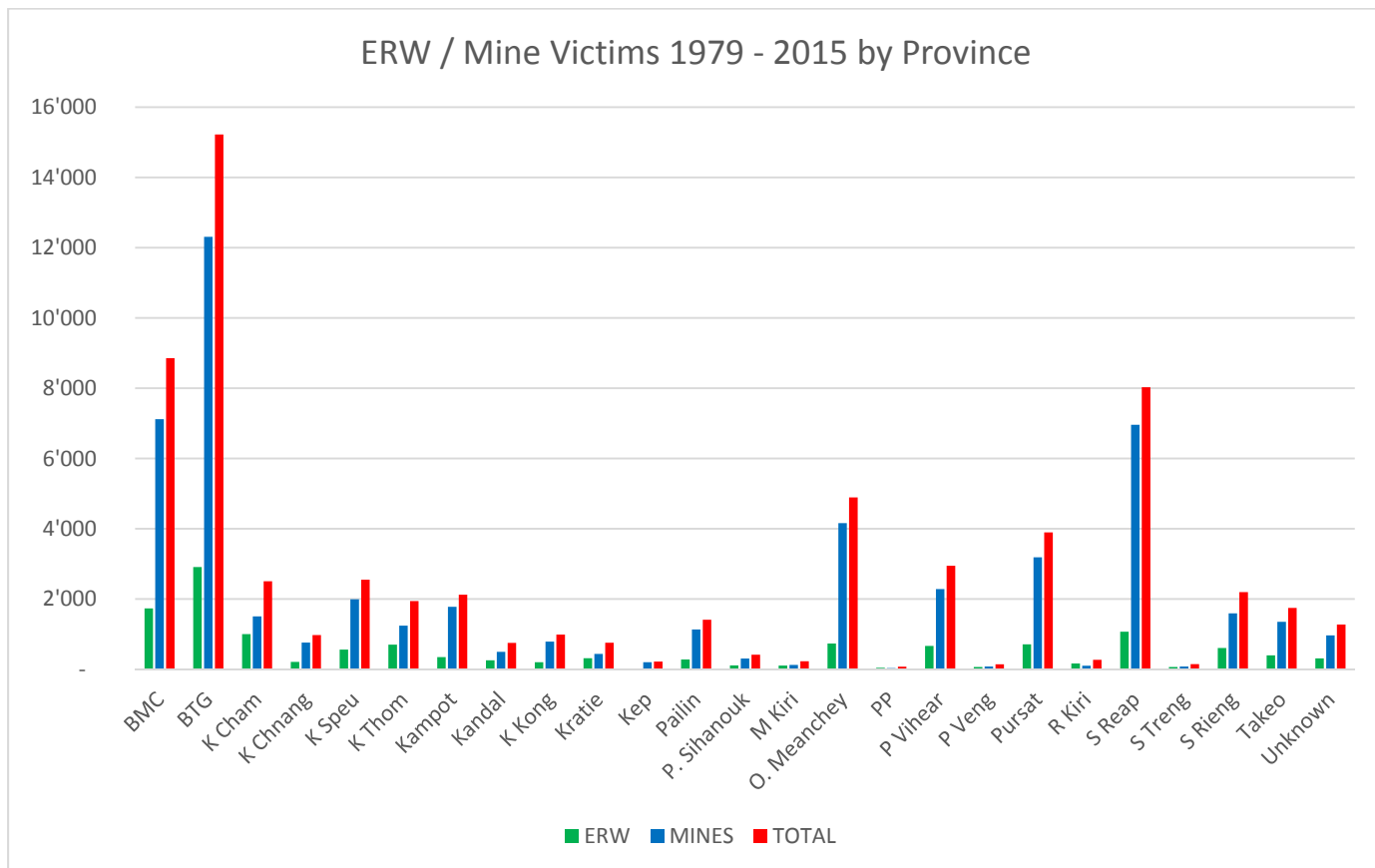


Figure 4: Mine / ERW victims by casualty outcome



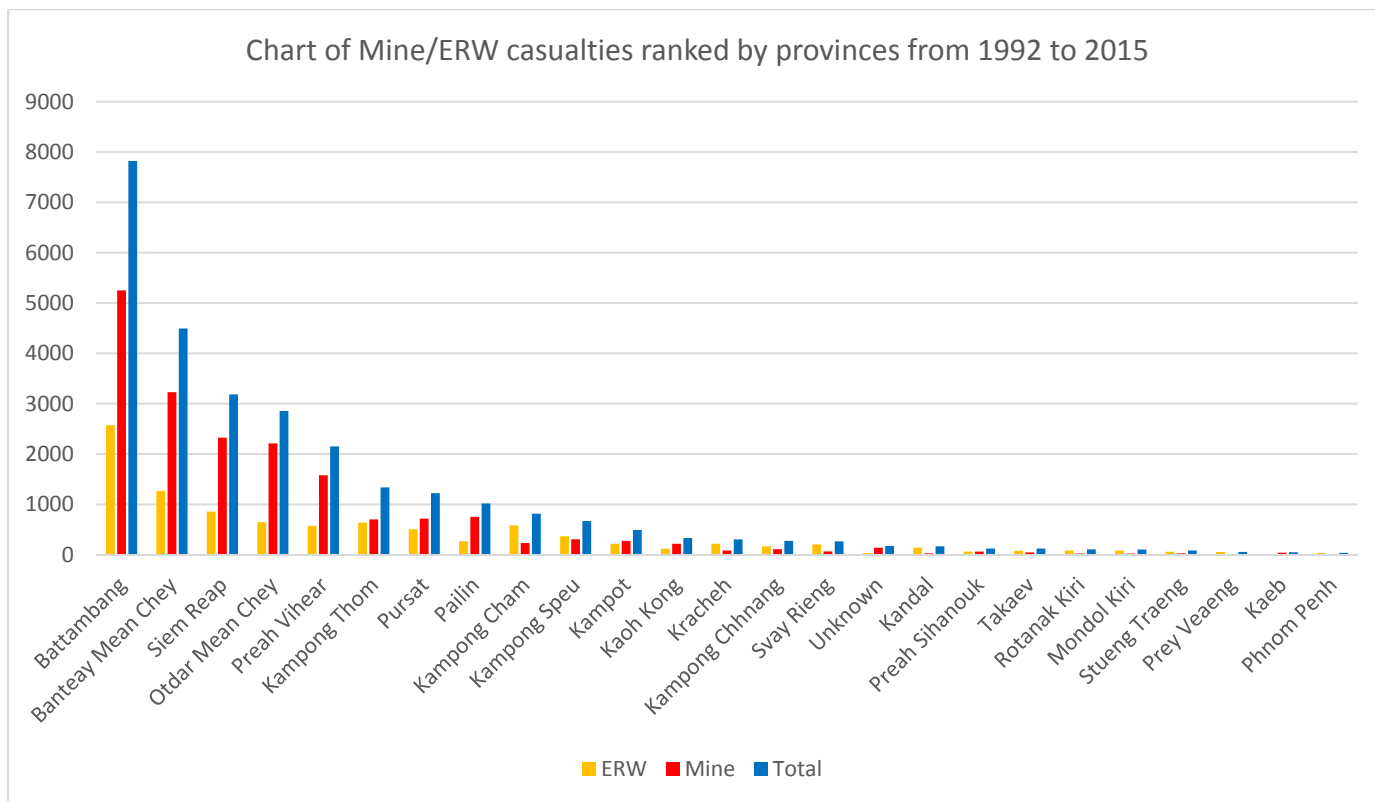
Annual casualty data per provinces from 1975 to 2015 indicate that the five most affected provinces, in decreasing order are: Battambang, Bantey Meanchey, Siem Reap, Oddar Meanchey and Pursat. Figures from more recent periods 1992-2015, confirm that north-western districts remain most heavily affected, with Battambang, Banteay Meanchey, Siem Reap, Oddar Meanchey and Preah Vihear being the five most affected provinces. Even if landmine and ERW casualties are considered separately, the north west of the country remains the most affected for each of the two casualty categories.

Figure 5: Landmine / ERW Casualties by province (1979 – 2015)



The national Level One Survey (L1S) completed in April 2002 reported that 46 percent of all Cambodian villages were affected by landmines and/or ERW. Contamination was suspected in all of the 24 provinces and was estimated to affect 4,544 km², or 2.5 percent of the country's landmass. The survey indicated that 20 percent of all Cambodian villages reported adverse socio-economic impact preventing access to housing land, agriculture land, pasture land, water and forest resources.

Figure 6: Mine / ERW casualties by provinces 1992 – 2015



Despite the great effort by several mine action organizations for more than 20 years, Cambodian authorities report that landmines and ERW continue to negatively affect the county in several ways. These include⁷:

- Putting pressure on Cambodia's already fragile health care system;
- Causing psychological trauma for communities forced to live with these threats;
- Blocking access to potentially productive land;
- Weakening livelihood options such as cattle raising and foraging in forested areas;
- Restricting access to safe drinking water;
- Inflicting emotional and financial hardship on families caring for mine victims;
- Preventing access to infrastructure, services and markets;
- Diverting funds for clearance from other crucial sectors such as health and education;
- Weakening Cambodia's international reputation, contributing to missed opportunities for the country and its citizens in terms of tourism and trade;
- Increasing food insecurity;

Mine/ERW contamination poses a constant threat to rural communities. The presence of mines and unexploded ordnance is an obstacle to socio-economic development, food security and economic livelihoods such as farming and pastoral lands, rural and village roads and wood collection areas are often unusable and represent a great risk for local populations⁸.

During 20 years of conflict until 1998, the communes and districts located in the peripheral areas along the Thai-Cambodian border were subject to military hostilities and therefore remained unoccupied by civilians. Until today, those areas have remained heavily contaminated by landmines and ERW. Since conflicts have stopped, those former

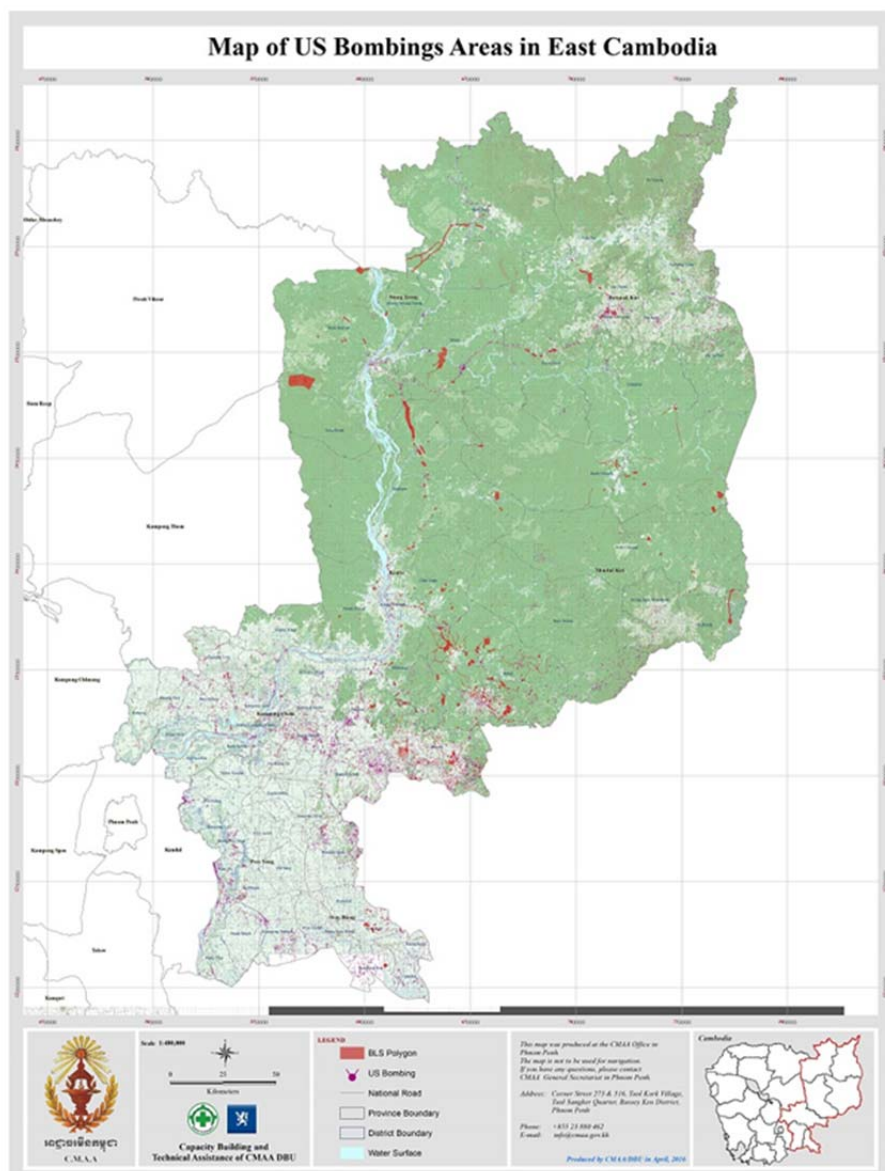
⁷ National Mine Action Strategy 2010 – 2019.

⁸ See 'Landmines Impact Survey' (LIS) report, the 'National Mine Action Strategy 2010-2019' and 'Clearing for Results' mid-term and final evaluation reports and Post Clearance Impact analysis reports.

battleground areas are now subject to considerable internal migration and population increase because of the availability of fertile land and proximity to the Thai border and employment opportunities. Greater use of heavy mechanical tools for cultivation as tillers and tractors has also increased the threat of ATM accidents that are leading to more casualties in the area.

In the east of the country, although representing a lower impact, the presence of UXO, especially cluster munitions dropped during the Vietnam War, is linked to slow development of rural areas. These UXO remain a long term threat to local farming communities and people foraging in forest areas.

Figure 7: Map of US bombing areas in Eastern Cambodia



3.2. The Cambodian response to landmine / ERW contamination

The first mine action initiative in Cambodia was conducted in 1979 along the Cambodia-Vietnam border by a company of women soldiers of the Cambodian People's Revolutionary Army (CPRA). They cleared thousands of hectares of land cleared and destroyed thousands of mines/ERW to provide safe resettlement and agricultural land⁹.

In November 1991, the United Nations Advance Mission for Cambodia (UNAMIC) was deployed to maintain the ceasefire prior to the establishment of the United Nations Transitional Authority of Cambodia (UNTAC). The aim was to also initiate mine awareness training for civilian populations. Later, the mandate was enlarged to include training in

⁹ National Mine Action Strategy 2010-2019.

mine clearance and the initiation of a mine clearance programme¹¹. The first efforts to assess the scope of the landmine problem in Cambodia were conducted by the UNHCR, which had contracted HALO in 1991-1992 to survey 700 km² of land in Battambang province in prevision of the repatriation of the 360,000 Cambodian refugees based in Thailand¹⁰.

The survey findings were:

- 112 km² - heavily mined;
- 280 km² - probably mined;
- 308 km² - probably clear of mines¹³.

UNTAC took over the mission and functions of UNAMIC in March 1992. Consequently, one of the four responsibilities of UNTAC military component consisted of assisting mine clearance and awareness activities. In July 1992, UNTAC set up the mine clearance training unit (MCTU), which train Cambodian nationals to identify, locate, and destroy landmines and to mark minefields. MCTU also promoted mine awareness among the general public.

The Supreme National Council (SNC) decided to establish the CMAC in June 1992. The Governing Council (GC) of the organisation, composed of representatives from the SNC Presidency and from the office of the Special Representative of the Secretary-General (SRSG) met for the first time in November of the same year.

Other demining operators such as HALO, MAG and NPA also started mine clearance operations in the northwest region of the country. The semi-official French agency COFRAS-CIDEV started demining operations in 1993 in Siem Reap, while other organisations, such as the Cambodian Red Cross (CRC) and World Vision (WV) got involved in mine risk education (MRE). Organisations such as HI, ICRC and VI supported the provision of rehabilitation services to mine victims and Persons with Disabilities (PWD).

After UNTAC withdrew in August 1993, UNDP began providing technical support to CMAC. A UN Trust Fund (TF) for Demining in Cambodia was established and the UN Security Council (UNSC) requested to use the resources of this TF to assist CMAC. In 1995, CMAC became an autonomous public institution with the mandate to conduct mine clearance and MRE operations. In late 1996, CMAC assumed the responsibility for accrediting new mine action agencies and started to request independent mine action operators to submit their work-plans to reinforce coordination¹¹.

In 1997, the general perception about the organisation was very positive. CMAC's coordination role was firmly established and the relationships with other mine action organisations were based on trust and mutual respect. Competition between independent operators and CMAC was considered healthy and a high degree of cooperation and unity among the different organisations was reported¹². CMAC became the largest mine action operator in Cambodia, playing the role of a mine action centre, with the organisation's Governing Council acting as a mine action authority. Furthermore, CMAC represented Cambodia in the international mine action fora.

At the beginning of 1999, several disturbing issues surfaced and were widely reported in the media. Serious malpractices were reported in the management of the RGC's financial contributions to the programme. It also emerged that CMAC was unable to account for large areas of land supposedly cleared. Due to the allegations, KPMG conducted an audit of the sector and concluded that "the performance of the financial management and operational activities was seriously deficient".

Following the audit report publication and many donors' decision to suspend funding, CMAC developed in 2000 a White Paper that was used as the basis for a comprehensive reform of the organization. Concurrently, as recommended by the audit, the RGC decided the same year to establish the CMAA. The new structure appeared to be precisely in line with the internationally recognised best practices of separating the regulator from the service providers as recommended by the IMAS.

In addition, the RGC held a national symposium on mine action in mid-November 2000. The objective of the meeting was to dissipate mistrust and enhance national and international partnerships under the principles of greater national ownership and leadership. The meeting provided an opportunity for the RGC to clarify the role of the newly

¹⁰ A majority of the Cambodian refugees intended to resettle in Battambang province as well as in other mine-affected areas in the North-West of the country.

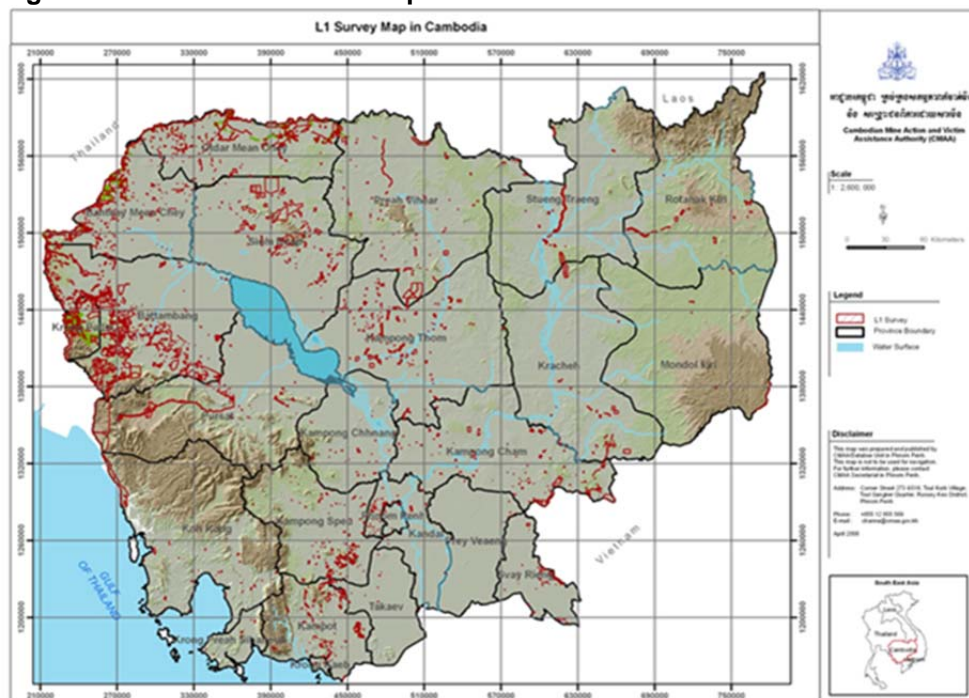
¹¹ GICHD, 'A Study of Capacity Development in Mine Action, Case study of Cambodia', Paterson T. with Vanna M., September 2004.

¹² 'CMAC enjoyed international confidence and funding from many donor countries for its operations and had become one of the world's most successful mine action programme by 1997', UNDP, Mine Action project CMB98006, Terminal Evaluation Mission 2001, Dalton M., Bou Puthy, Ayrine Uk, David Edwards.

established CMAA as well as the future of CMAC. The symposium contributed to the restoration of confidence between the RGC and the donor community and many donors resumed their support for a downsized CMAC. The organisation reduced the headquarters to only three departments, and reorganised operations to be more flexible and responsive. A new field structure was adopted, with six regional demining units and one training centre. CMAC also actively contributed to the setting up of the first transparent and decentralized planning mechanism for the mine action sector, the Land Use Planning Unit (LUPU).

Remarkably, a streamlined and reformed CMAC survived this turbulent period, and it emerged as a better managed and more productive organization than before the crisis. A new, clearer mine action programme structure was in place, leading to increased efficiency and productivity of mine action activities, and in particular for clearance operations. The results of the crisis were generally considered beneficial for Cambodia: the RGC took a firmer lead in managing the programme, resulting in increased ownership and leadership in the sector. The modalities of assistance to the mine action sector had been reviewed, resulting in a smaller but more adapted technical assistance component.

Figure 8: L1S contamination map



With the cessation of armed hostilities in the country, and following the APMBC ratification, national authorities recognised the need to shift from an emergency approach to a longer-term development perspective. Consequently, this generated a more precise mapping of the threat, which was essential for planning purposes and for measuring mine action performance. Canada and the RGC decided to launch a Level 1 Survey (L1S) project to be implemented by GeoSpatial International (GSI) in cooperation with CMAC. The objective was to document the full scope and impact of the landmines and ERW problem.

The project started mid-2000 and terminated in April 2002. The survey teams visited all of the 13,910 Cambodian villages and reported that 6,416 of them (46.1 percent) were affected by landmines and/or ERW. The survey also classified a total of 4,544 km² of land as suspected affected areas. The RGC considered the L1S suspected hazardous areas (SHA) to present the first national overview of the extent and location of Cambodia's mine and ERW contamination. The survey was certified by the UN certification committee and was overseen by an external Quality Assurance Monitor (QAM)¹³.

Despite symbolizing Cambodian ownership of the mine action sector¹⁴, the early years of the CMAA were difficult since donors provided only modest support to the organization and essential functions as overall coordination and control, strategic planning, information management and quality management were not adequately executed. A joint evaluation conducted in 2004 for the donor working group on mine action concluded that the CMAA was "weak and ineffective"¹⁵.

The UNDP projects "Assistance to Mine Action in Cambodia" (2001-2005) and "Clearing for Results 2006-2010" assisted CMAA to achieve a number of critical advances in national planning, prioritization and regulation of mine action activities in Cambodia. An evaluation of CfR conducted in 2009 concluded that the projects had been pivotal for consolidating the institutional and operational functioning of the CMAA. It reported that the organization had made considerable progress in the targeting and application of mine action assets as well as with the systematization of surveys and land release (LR) approaches. Quality assurance and socio-economic impact assessment were also

¹³ Cambodia National Level One Survey, Final Report, GeoSpatial International Inc., 2002.

¹⁴ 'The CMAA was established to provide holistic national leadership to the sector and to symbolize Cambodia ownership of the problem that had up until then been largely managed by international community'. Article 5 extension request.

¹⁵ Griffin R., Keeley R., Joint Evaluation of Mine Action in Cambodia for the Donor Working Group on Mine Action, December 2004.

reported to have improved. The review concluded that the authority possessed the fundamental political influence and technical competence to manage its mandate more proficiently and maturely¹⁶.

In 2009, the CMAA successfully prepared the Cambodian APMBC Article 5 Extension Request, and a 10-year extension to December 2019 was granted to Cambodia to comply with the obligation to clear all anti-personnel mines. To guide mine action operations over the next ten years, Cambodia developed a new NMAS 2010-2019 that included landmine and ERW clearance, MRE as well as victim assistance activities. The NMAS formally confirmed the adoption of the more accurate and up-to-date Land Release¹⁷ (LR) methodology and the implementation of a Baseline Survey (BLS) to provide more detailed information on the extent of the remaining contamination in Cambodia.

As a demonstration of increased ownership on the sector, Cambodia and the CMAA successfully organized the 11th Meeting of States Parties (MSP) to the Mine Ban Treaty in Phnom Penh in late 2011¹⁸. A side event¹⁹ was held as part of the Phnom Penh MSP to present the significant achievements of the mine action sector in Cambodia in the past fifteen years, including the solid policy and institutional framework. The seminar underlined the remaining challenges, including the importance of improving government/donor coordination as well as a greater alignment between development partners and the RGC through stronger emphasis and adherence to the partnership principles.

3.3. National and international strategic and development frameworks

The Cambodian mine action programme is articulated and aligned with various international and national treaties, plans and policies.

▪ The Anti-Personnel Mine Ban Convention

The APMBC is the overarching international instrument guiding and informing most mine action activities in Cambodia (those aimed at the elimination of APM contamination). Cambodia ratified the convention in July 1999 and became a State Party to the treaty on 1 January 2000. In May 1999, Cambodia adopted a national legislation banning anti-personnel mines²⁰ and, following the entry into force of the APMBC, started to produce its annual transparency reports according to Article 7 of the Convention. Cambodia destroyed its stockpiles of APM before the deadline of December 2004, in conformity with Article 4 of the Convention.

APMBC Article 5 requires State Parties to undertake the destruction of all anti-personnel mines in mined areas under their jurisdiction or control as soon as possible but not later than ten years after each State's Party entry into force of the Convention. Due to the high level of landmines contamination, Cambodia could not complete its demining operations by 2009 as required and requested - and secured - a ten-year extension of the Article 5 deadline until 2019²¹. Implementation of the extension provisions is documented in NMAS 2010-2019.²²

During the APMBC Third Review Conference in June 2014, Cambodia officially endorsed the Maputo +15 Declaration²³. The year 2025 is considered a more realistic time-frame than 2020 for Cambodia. A new national strategic plan will have to be developed along with a new APMBC Article 5 extension request to the APMBC States Parties.

¹⁶ Powell B., 'Review of Clearing for Results', A partnership for Landmine Action in Cambodia, UNDP Cambodia (2006-2010), Final Draft, December 2009.

¹⁷ Application of the land release process consists of establishing and improving the definition of where mines/ERW are to be found (**and where they are not**) through the application of **all reasonable effort**, until it can be shown with justifiable confidence that mines/ERW are either not present in an area or, if they were found to be present, have all been destroyed or removed from that area. For more details about land release see 'IMAS 07.1', First Edition 10 June 2009, Amendment 3/2/2016.

¹⁸ See 'Achieving the aims of the Cartagena Action Plan: the Phnom Penh Progress Report 2010-2011', Draft as of 13 November 2011.

¹⁹ 'Addressing the landmines contamination on the framework of international obligations (Article 5) and Millennium Development Goals (CMDG9)', Seminar Proceedings, 29/11/2011, Phnom Penh, Draft Minutes.

²⁰ 'The Prohibition of the use of all Anti-Personnel Mine', Cambodian Law against Anti-Personnel Mines, adopted in May 1999.

²¹ 'See 'Article 5 Extension Request'; it should be mentioned that, due to high contamination level in Cambodia, the Article 5 Extension request and the subsequent NMAS 2010-2019 could not guarantee complete compliance to the Article 5 main goal (total destruction of all APM in the Cambodian territory).

²² See below paragraph on National Mine Action Strategy.

²³ 'Maputo +15: Declaration of the States Parties to the Convention on the Prohibition of the Use, Stockpiling, Production and Transfer of Anti-Personnel Mines and on Their Destruction', adopted in Maputo on 27/6/2014. Signatories to the Declaration reaffirmed their commitment to the Convention's norms. They affirmed their ambition to ensure that there are no new mine victims in areas under their jurisdiction or control, to see that survivors participate in their societies on an equal basis to others, and to intensify their efforts to complete their respective time-bound obligations with the urgency that the completion work requires. **In this connection, they aspire to meet these goals to the fullest extent possible by 2025.**

Findings:²⁴

- The Review Team supports the alignment of the Cambodian mine action programme with the Maputo +15 Declaration because it is more realistic for Cambodia to comply with its APMBC obligations by 2025 than 2020;

Recommendations:

- This new strategic perspective should officially confirm the end date (2025) and the end state (completion of APMBC Article 5) for the national mine action programme in its current arrangement.
- The new MA strategy must (1) plan for the exit strategy of its international mine action operators and stakeholders and (2) establish the principles for the setting up of a national residual contamination capacity that will address Cambodia long term ERW contamination.
- The RGC should take advantage of the new strategic deadline of 2025 to conduct a political economy analysis of its national mine action assets and define a strategy on the best way to train and deploy them to respond to the long term ERW residual contamination.
- The National Mine Action Strategy

Implementation of the APMBC obligations is articulated in Cambodia's current national strategy (developed by the CMAA with all stakeholders and partners). The strategy, which guides ongoing mine action activities, aims at reaching a situation where Cambodia is "free from the impact of mines and ERW" while ensuring "that women, men and children live safely and development can take place in a safe environment". The strategy supports the National Strategic Development Plan (NSDP) and it promotes land release for socio-economic development and human security. To underline its commitment toward mine action and landmine elimination, Cambodia integrated an additional Millennium Development Goal 9 (MDG9) within its socio-economic development strategies and plans.

Among its most important implementation measures, the strategy planned for the conduct of the BLS, aimed at defining the remaining contamination through new land classification standards. The strategy also confirmed the adoption of new land release policy and standards that have considerably boosted the outputs of the programme. The findings of the BLS have complemented the MAPU system that enhanced planning and prioritization to ensure clearance assets are deployed where the greatest needs are located.

Findings:

- The Cambodian alignment with the Maputo +15 Declaration is prompting the development of a new national MA strategy until 2025 and the process has already started. The NMAS 2010–2019 has been developed as a simple, clear, short, operational and straightforward document and this should be commended. However, while the strategy articulates main goals and objectives, it does not contain a theory of change and transformational shifts to explain how expected results will be achieved. The document elaborates on the BLS and LR as activities, but it does not really demonstrate how it will achieve the expected result.
- The strategy does not contain a resource mobilization strategy. There is only one page detailing the cumulative annual amounts that are expected to be provided by development partners to achieve the main goals, but there is no accompanying resources mobilization strategy explaining how those resources can reasonably be mobilized.

Recommendations:

- The new 2017 – 2025 mine action strategy should provide more elaborated strategic guidance: The new strategy should be built around a new theory of change and transformational shifts reflecting the main vision and goals of the sector (compliance with Maputo +15 - end date and end state).
- The new strategy should clearly articulate a more focused and straightforward planning mechanism that will ensure that LR operations will be in a position to comply with the 2025 target (focusing on the most densely mine contaminated areas that represent a high threat for neighbouring local communities).
- To ensure maximum adhesion, coherence and support from all parties, the development process of the new strategy should be bottom-up and participative, it should involve all stakeholders, including development partners and beneficiaries of the programme as well as all relevant RGC components. Decentralized meetings with stakeholders should be organized in relevant districts and provinces. The strategy should clearly distinguish between landmines (in line with Maputo Declaration) and ERW / Cluster Munitions contamination and elaborate

²⁴ Major findings and recommendations of the Review Mission will be presented in the main body of the Review Report when they are the logical conclusions of the report development. They will also be assembled together in a specific matrix in the final Conclusions and Recommendations paragraph of the Review Report.

on the specific measures that will be developed to address those two different threats and problems. The strategy should outline national plans to prepare the residual contamination response capacity that will take over in 2025.

- The strategy should not include excessive numbers of indicators and those indicators should be SMART.

▪ **Convention on Conventional Weapons**

Cambodia is a State Party to the Convention on Conventional Weapons²⁵ (CCW) and has signed Amended Protocol II of the Convention related to landmines and booby traps. Cambodia did not sign the Convention Protocol V on ERW.

▪ **National Strategic Development Plan and Rectangular Strategy**

Mine action is clearly articulated and prioritized in the NSDP and poverty alleviation policies. The NMAS has been developed based on a ten-year period (2010-2019) covering the Article 5 Extension Request period as well as two cycles of the NSDP 2009-2013 and 2014-2018.

Consistent with the international aid effectiveness agenda, the NSDP reaffirms the RGC ownership and leadership of the development process and represents the single, overarching document containing the RGC's priority goals and strategies to reduce poverty and achieve the Cambodian Millennium Development Goals (CMDG). The NSDP 2014-2018²⁶ reported that between 2009 and 2012 the mine clearance operators cleared and released 40,529 ha of safe land for productive use, including agriculture, resettlement, and infrastructure (schools, health centres, roads, and irrigation system), benefiting tens of thousands of households. The document also underlines the Cambodian participation to UN peacekeeping missions, especially to Sudan and Lebanon between 2010 and 2012.

The latest NSDP elaborates on the 2012 completion of the baseline survey showing that about 191,482 ha of contaminated land remain to be cleared. The document highlights the RGC's concerns about the decrease in funding since 2011 and indicates that "the situation requires intensified resource mobilization and increased national contribution to the sector" (page 27). The NSDP underlines that cleared minefields should be distributed and used "in a transparent and equitable manner, to respond to the needs of the poor, disabled veterans, families of deceased soldiers and veterans who have genuine need to use the land, through the implementation of social land concessions and land grants" (page 129). In reference to the NMAS 2010-2019, the NSDP plans for the clearance of the remaining landmines and ERW in order to expand arable land, secure safety of infrastructure development and further reduce accidents.

NSDP 2014-2018 was formulated for the implementation of the Rectangular Strategy Phase III²⁷, which reported that "substantial progress has been made in realizing MDG Goal 9, including a sharp decline in the number of mine explosion accidents from over 300 cases in 2008 to 186 in 2012; clearance of more than 530 sq. km. of land from mines and UXOs during 2008-2012; dispatch of more than 1,400 Cambodian demining personnel for the United Nations' peace-keeping missions; and Cambodia's hosting and chairing of the 11th APMBC MSP at the end of 2011. Nevertheless, achieving Goal 9 will require additional efforts".

▪ **Millennium Development Goal and Sustainable Development Goal**

In 2003, the RGC adapted MDG 8 to better suit the realities of the country. Recognizing that one major constraint to development is the continued landmine/ERW contamination, the RGC added "de-mining, UXO and victim assistance" as the ninth major development goal (CMDG9). The RGC is currently managing the inclusion of mine action within the new Sustainable Development Goals (SDG) adopted by the international community at the end of 2015.

▪ **Article 5 Extension Request and National Mine Action Strategy**

The strategy to reach the Article 5 deadline is articulated in the National Mine Action Strategy (NMAS) 2010-2019. The NMAS covers the ten-year Article 5 Extension Request period as well as two cycles of the NSDP (2009-2013 and 2014-2018). The strategy aims at reaching a situation where Cambodia is "free from the impact of mines and ERW"

²⁵ 'Convention on Prohibitions or Restrictions on the Use of Certain Conventional Weapons Which May Be Deemed to Be Excessively Injurious or to Have Indiscriminate Effects'. The Protocol V on Explosive Remnants of War was adopted on 28 November 2003 by the Meeting of the States Parties to the Convention. The Protocol, which is the first multilaterally negotiated instrument to deal with the problem of unexploded and abandoned ordnance, is intended to eradicate the daily threat that such legacies of war pose to populations in need for development and to humanitarian aid workers operating in the field to help them. Pursuant to Article 5 Paragraph 3 of the Convention, Protocol V entered into force on 12 November 2006.

²⁶ 'National Strategic Development Plan 2014-2018 for Growth, Employment, Equity and efficiency to reach the Status of an Upper-middle Income Country', adopted by Law promulgated on 17 July 2014.

²⁷ Rectangular Strategy Phase III, Samdech Techo Hun Sen.

and at ensuring “that women, men and children live safely and development can take place in a safe environment”.

An essential component of the strategy began with the implementation of a baseline survey (BLS) to define the remaining contamination through a new land classification system. The findings of the BLS documented more comprehensively the contamination and complemented the MAPU planning and prioritization mechanism ensuring that clearance assets are deployed where the greatest needs are.

▪ **Convention on the Rights of Persons with Disabilities**

Cambodia has been a State party to the Convention on the Rights of Persons with Disabilities (CRPD) since December 2012.

The Law of the Protection and the Promotion of the Rights of Persons with Disabilities was adopted by the National Assembly in May 2009 and was officially signed by Cambodia’s King in July 2009. The goal of this law is to protect and promote the rights of persons with disabilities within the Kingdom of Cambodia.

The purpose of this law is to:

- protect the rights and freedoms of persons with disabilities;
- protect the interests of persons with disabilities;
- prevent, reduce and eliminate discrimination against persons with disabilities; and
- rehabilitate the physically, mentally and vocationally disabled in order to ensure that persons with disabilities are able to participate fully and equally in activities within society.

▪ **Convention on Cluster Munitions**

Cambodia is not a State Party to the Convention on Cluster Munitions (CCM). It has expressed its support for the convention, and it has participated in most CCM related meetings. Cambodia has also reviewed its ability to comply with the convention’s obligations, but has not yet taken any steps towards accession to the convention.

Cambodia is not known to have ever produced, used, or exported cluster munitions. It has not disclosed the size or precise content of its cluster munition stockpile. The cluster munition contamination in the country dates back to the 1960s and 1970s, when the US Air Force bombed the country extensively. In February 2011, Thailand fired cluster munitions into Cambodian territory on the border near the Preah Vihear temple. Cambodia has cited several security-related reasons for not joining the CCM and has also emphasised the need for neighbouring countries to accede to the convention.

Findings:

- Cambodia is reluctant to become a State party to the CCM and conditions its accession to the positions of its neighbours;
- With the backing of other CCW States parties, Cambodia’s accession will strengthen the international and diplomatic standing of the country in the region.

Recommendations:

- The RGC, the Ministry of National Defense (MoND) and the Ministry of Foreign Affairs and International Cooperation should organize consultative meetings and workshops – with the assistance of the CMAA and the International Campaign to Ban Landmines – to explain the obligations of the treaty and the benefits Cambodia can gain from accession, to all national stakeholders and authorities²⁸.

3.4. National mine action coordination and sector governance

▪ **Cambodian Mine Action and Victim Assistance Authority**

The structure of the mine action sector in Cambodia is clearly defined. In line with internationally recognized best practices, Cambodia established the CMAA with the role to manage and coordinate all demining and ERW clearance, risk education and assistance to mine and ERW victims. The CMAA was established by Royal Decree with the Prime

²⁸ If Cambodia accedes to CCM, CMAA will be responsible for conducting various technical tasks such as surveying, marking, assisting the victims, advocacy, and clearance / destruction.

Minister as the President, two Vice-Presidents and a Secretary-General who is responsible for day-to-day management.

The CMAA organized five technical reference groups to facilitate coordination with all operators active in the sector: Mine clearance and survey, Information Management, MRE, Victim Assistance and Gender. These five groups are currently working on the development of a new mine action strategy.

The CMAA is responsible for the coordination, monitoring and regulation of all mine action activities as well as the formulation of strategies and plans to achieve the priorities identified by RGC's development policies. The CMAA has established a number of policies, standards and guidelines for the management of the mine action programme in Cambodia.

The key responsibilities of the CMAA include: setting up and monitoring processes and procedures, developing national standards and guidelines, preparing national plans, monitoring project proposals and other strategies related to the national mine action programme, managing and centralizing data, ensuring coordination with donors agencies and relevant authorities, following up mine victim assistance activities, registering information and compiling reports, ensuring alignment of mine action according to national development plans.

The Authority is also responsible for developing socio-economic guidelines and operates as the national focal point for coordination of mine action activities in the country, through coordination bodies such as the Technical Working Group for Mine Action (TWG-MA), the Mine Action Coordination Committee (MACC), and various Technical Reference Groups and as Chair of the Project Board for CfR Phase II project.

The institutional set up of Cambodia's mine action sector is considered convenient and efficient by most of the interviewed stakeholders who described the authority as a credible, engaged and responsive institution. The progress made by the authority since the appointment of the new Secretary General was also underlined by most organizations and donors. This does not mean that there is no room for improvement, but the review team strongly believes that it would not be the appropriate time to reshuffle CMAA's governance while the sector is developing its final strategic plan and is preparing for an exit strategy.

It is worth mentioning that a Cabinet reshuffle has taken place in Cambodia during the period of the review mission. Following the new arrangement of the RGC, HE Prak Sokhonn, CMAA's 1st Vice-President who had been actively engaged in supporting the CMAA and the mine action sector in general, has been appointed as the new Minister of Foreign Affairs and has handed over his CMAA position to the second Vice-President, HE Serei Kosal. At this stage, it is not known if this will have an impact on the management of the authority.

However, before leaving his position, HE Prak Sokhonn accepted to meet the review team and discussed several crucial issues faced by the sector²⁹. M. Sokhonn has for example confirmed the willingness of the RGC to resolve the legal issue that exists between the CMAA status (established through the 2000 Royal Decree) and the status of CMAC (mentioned in the 1999 Cambodian legislation against landmines that qualifies CMAC as the institution in charge of mine action in the country). Such a clarification is considered positive by the review as the issue is considered as a distraction from more fundamental issues.

Findings:

- CMAA has been consistently described by most respondents as a credible, responsive and engaged national coordinating body.
- The architecture of the sector – with the separation between the CMAA acting as the RGC regulatory institution and the implementing partners responsible for the conduct of field operations –is commended; it is considered in line with internationally recognized best practices and should be maintained in the specific Cambodian context.

Recommendations:

- The review does not recommend modifying the existing management and coordination structure of the sector as it would be considered counterproductive as the programme is moving towards an exit strategy;
- The legal inconsistency between the CMAA Royal Decree (2000) and the Law against landmines (1999) should be resolved to avoid further distraction from non-essential issues.

▪ Policy dialogue and aid effectiveness

²⁹ Interview with HE Prak Sokhonn, 1st Vice-President of the CMAA.

A Technical Working Group on Mine Action TWG-MA serves as a consultative mechanism between the government and development partners to discuss policy issues with the aim of improving coordination, promoting alignment and harmonization of aid for the mine action sector. The TWG mandate is to support government leadership in coordinating all RGC, development partners and NGOs led activities and resources. This mandate also promotes aid effectiveness as per the Cambodian Declaration on Enhancing Aid Effectiveness and the RGC's Action Plan on harmonisation, alignment and results.

The RGC recognized that partnerships have enabled important achievements over the last eighteen years in the mine action sector. Active participation from all development partners and especially demining operators will remain essential in achieving the goals of the mine action strategy until 2025. Cambodia has benefited greatly from sustained and significant contributions from the international community to fund mine action activities since 1992 and this level of support, approximately USD 30 million per year, has been substantially contributing to saving lives and supporting Cambodia's economic growth.

The RGC's contribution to national entities involved in mine action has been increasing (approximately USD 3 million per year since 2009), and significant amounts have been invested by the public and private sector for demining in support of infrastructure reconstruction and development.

The RGC believes that the application of the Harmonization, Alignment and Results Action Plan and relevant Joint Monitoring Indicators (JMI) by all stakeholders are crucial to the successful implementation of the NMAS. This will require that all development partners coordinate and align their contributions and design their projects and programmes in support of the mine action strategic goals and annual work plans. One of the most significant challenges with regard to promoting aid effectiveness in the mine action sector relates to information management (IM). The review team can confirm that the situation has improved in this regard as all operators have now accepted to report the results of their activities to CMAA through standardized forms and procedures.

Interestingly, the Cambodian mine action sector has developed Partnership Principles' (PP) signed by 8 development partners³⁰. Cambodia understands development partners' to be those bilateral/multilateral organizations and institutions that have signed the PP. All stakeholders are however encouraged to adopt these partnership principles to increase the sector's aid effectiveness. Without losing the necessary flexibility that will accommodate some donors' modalities, the Cambodian mine action sector should reinforce its programme-based approach³¹ (PBA) as a way of managing the sector based on the principles of coordinated support.

Findings:

CMAA holds regular consultative meetings with development partners in Cambodia and during international meetings; TWG-MA meetings are organized in country and generally take place once a year. However, the TWG-MA meetings do not seem to have influenced substantially the direction of MA in Cambodia over the last five years.

Recommendations:

The policy dialogue should be strengthened with development partners and TWG-MA should take place more regularly, at least two or three times a year. Meetings should be used to engage development partners, collect their opinions and listen to their advice and recommendations on the best strategy for the programme; The rationale behind the alignment with the Maputo Declaration and the preparation of the new mine action strategy should be clearly explained and should not be seen as a method to attempt extending the programme and international funding to a later date, as this would likely be counterproductive; CMAA should further improve and strengthen the PBA to further reinforce transparency, cooperation and information exchange within the programme.

▪ Resource mobilization strategy

Achieving the 2025 goal will be challenging. All stakeholders met with during the review mission acknowledged that declining resources were a strong probability and represented the most important challenge for Cambodia. Some traditional humanitarian and development partners have to face some other pressing priorities as migration crises or terrorist threats; mine action is also competing with other pressing issues the country faces, including road safety.

³⁰ Australia, Austria, Canada, Germany, Ireland, Norway, United Kingdom and the UN.

³¹ Programme-based approaches share the following features: (1) leadership by the host country, (2) a single comprehensive programme and budget framework, (3) a formalised process for donor coordination and harmonisation of donor procedures for reporting, budgeting, financial management and procurement, (4) efforts to increase the use of local systems for programme design and implementation, financial management, monitoring and evaluation.

To face the likely decline of its future resources, the Cambodian mine action sector should develop a robust and coordinated resources mobilization strategy and diversify funding from alternative sources, such as the RGC, private donors, international foundations and International Financial Institutions (IFI). It is likely that Cambodia will soon become a Middle Income Country (MIC) and will gradually see its funding pattern move from Official Development Assistance (ODA) grants to loans. According to the World Bank, Cambodia joined the Olympians of growth³² in 2014 and has grown at a yearly average growth rate of 7.7 percent for the last two decades, making it the sixth fastest growing country in the world over that period. In this context, the country should be prepared for decreased ODA grant assistance and for increased Government support.

Findings³³:

- The Cambodian mine action sector does not have an effective resource mobilization strategy.

Recommendations:

- Traditional humanitarian donors should be encouraged to continue their support to the sector as long as it is possible and, concomitantly, Cambodia should demonstrate its commitment to move to an end state and close its programme (under its existing model) by 2025;The cost efficiency of the sector should be boosted: Cambodia will have to achieve more with fewer resources;
- Alternative funding to traditional ODA grants should be actively identified, including RGC contributions, loans from IFI, private funding, large development and infrastructure projects and international foundations;
- The new resource mobilization strategy should be subject to large publicity and the RGC should organize a high level symposium with all its development partners to communicate its strategy and convince that the programme will be successfully completed by 2025.

³² <http://www.worldbank.org/en/country/cambodia/publication/cambodia-economic-update-october-2014>

³³ See for more details in the paragraph 8 of this report on Support to mine action.

4. ACHIEVEMENTS UNDER THE NATIONAL MINE ACTION STRATEGY

The 2010-2019 NMAS aims to promote socio-economic development and provide security to Cambodian citizens. The strategy is articulated around four major goals and a set of 14 objectives. A list of 46 indicators are used to monitor progress against those objectives; the indicator matrix included as an annex presents proposed activities and specific annual targets for years 2010, 2012, 2015 and 2019. Strategy baselines were developed based on available data from 2009.

Findings:

- The review team faced serious difficulties in documenting achievements of the sector against the strategy's objectives. Some stakeholders interviewed during the review had difficulties understanding objectives and indicators outlined in the NMAS. CMAA reports to the RGC appear to have been limited and the only articulated report developed by the CMAA (in Khmer language) in relation to reaching the strategy objectives, dated to the beginning of 2013 (covering 2010-2012). At the end of the review mission, an additional narrative report for 2015 was provided (still in Khmer language) but was unfortunately not articulated according to the main goals and objectives of the NMAS.

Recommendations:

- CMAA should appoint a manager and a small team responsible for compiling relevant data, monitoring and documenting progress of the sector against the goals and objectives of the NMAS. A simple and straightforward annual report should be developed and disseminated to all operators, development partners and RGC institutions. Without any consistent and systematic reporting mechanism, it is very challenging for Cambodia to demonstrate progress and positive achievements for the sector. This undermines CMAA's capacity to maintain development partners' interest and involvement and its ability to demonstrate that the sector is making strong progress against the strategic goals. While the official language of the Cambodian administration is Khmer, it is also important to note that the will of development partners, international mine action organisations, donors was to write the NMAS in English intention of etc., with the objective of securing support and funding. The review team recommends that CMAA ensures that reports are available in English.
- While working on this matrix, the review team faced some difficulties in documenting progress, sometimes because of the high number and complexity of indicators, and sometimes because they are too loosely connected with the intended goals of the strategy. For the new 2025 strategy, it is recommended to decrease the number of indicators of success and ensure that they are SMART.

4.1. CMAA 2010-2012 Report

The matrix below corresponds to the NMAS structure and includes all objectives, activities, indicators and achievements until 2012 as those are the most recent documented by the sector. The main source of information for these achievements is the report compiled by CMAA at the beginning of 2013 and covering the years 2010, 2011 and 2012. When possible, the matrix will tentatively indicate the situation of the programme at that date. Furthermore, the matrix will also integrate the information made available in the draft 2015 narrative report provided to the review team by the CMAA. Nevertheless, the information in this particular report relates mostly to the strategy's first goal. The comment column of the matrix will be highlighted **in green** when the plan is on track, **in orange** when there is a concern about the achievement. When the indicator is irrelevant or activities were not conducted, it will remain in white.

Goal 1: To reduce mine / ERW casualties and other negative impact

Goal	Indicators	Unit	Baseline 2009	Target	Achievement CMAA report to RGC 2010-2012	Comments
1.1. Allocate demining assets to most impacted areas	Percentage of assets allocated to work plan	%	44	2012: 80 2015: 90	2010: 65% 2011: 68% 2012: 89%	Technical Instructions issued with list of priority communes; based on results of consultation with MAPU, demining operators, BLS data and CMVIS data in the last 5 years. At least 80% of clearance tasks should be located in priority communes and maximum 20% of tasks should be located outside of the priority communes by consultation with the relevant agencies within each province.
	Percentage of urgent tasks vs planned tasks	%	56	2012: 20 2015: 10	2010: 35% 2011: 32% 2012: 19%	2010: 65% because of some urgent clearance to support community development and disaster management (Floods). 2011: did not achieve as a target - First, Mine clearance Planning was developed without integration into the annual Commune Investment Planning. Secondly, more flooded mine fields forced operations to move to other areas. 2012: over 1% more than planned because the Mine Action Planning was integrated into the annual Commune Investment Planning. The percentage of urgent clearance requests have been reduced gradually from 2010 to 2012 due to clearance planning linkage to Commune Investment Plan to support local development priorities. CMAA has reinforced its technical instructions through MAPU to reduce the percentage of urgent clearance requests.
	Mine / ERW casualties	Cases	244	2012: <200 2015: <150	2010: 286 2011: 211 2012: 185	The CMVIS data indicates a reduction in casualties in the past three years. However, the increase in casualties in 2010 was due to anti-tank mine accidents causing a larger number of victims.
	Number of BLS districts completed	Nb	0	122 (2012)	2010: 23 2011: 65 2012: 124	The CMAA initiated the BLS in 124 districts impacted by landmines to identify contaminated areas. Results of the BLS will assist Cambodia to prepare a realistic clearance plan to allocate resources to all contaminated areas. The BLS was conducted in 3 Phases and was completed by end of 2012. Phase 1: 23 districts, Phase 2: 42 districts, and Phase 3: 59 districts. The BLS was conducted by accredited operators: CMAC, HALO and MAG. At the end of 2012, BLS had covered 124 districts.
	Resource mobilization: % of resources mobilized vs requirements	%	81	2012: 90 2015: 100	2010: 83% 2011: ?? 2012: 83%	The RGC recognizes that the partnership with development partners has contributed to the realization of a number of important achievements in mine action in the past 20 years and that mine action operators have been playing an important role in implementing the NMAS. Cambodia has received substantial financial contributions from the international community in the range of USD 29 million annually since 1992. Between 2010 and 2012, DPs have provided financial support of about USD 82 million. It should be noted that documentation regularly refers to an average of USD 45 million of required annual contribution for the sector. There is actually confusion between required budgets and land cleared: NMAS planned to clear approx. 45 km ² /year while the required average annual budget amounted to approx. USD 30 million which is in line with the requirements.

	Number of cleared hectares	ha	52,918³⁴	2012: 69,363 2015: 86,813	2010: 6,782 ha released (9,284 APM and 264 ATM destroyed). 2011: 7,077 ha released (18,598 APM, 371 ATM and 6,994 ERW destroyed). 2012: 4,701 ha released (15,347 APM, 449 ATM, 214 ERW destroyed).	Total of land released by the programme has approximately reached the expected results of the NMAS. However, those targets did not completely match the expected annual outcomes indicated in the annex B of the strategic document. Outputs have increased in 2010 and 2011 compared to the 2009 baseline and the low 2012 figure can probably be explained by the fact that the report does not fully cover the entire year. In general, it should be mentioned that the total of released lands has increased with the introduction of the land release methodology.
	IMSMA upgraded and responsive to the needs		Basic system	IM system sustained	2010: IM system in place 2011: Sustained 2012: Sustained	CMAA is now using IMSMA-ng as the national information management system for mine action. IMSMA-ng was developed by GICHD and, with support from NPA and GICHD, CMAA uses the system officially since July 2011 (although an older version). CMAA provided regular training on the use of this system to all operators to enable them to record field data and report to the CMAA. Mine action data that have been integrated into the IMSMA-ng are: BLS, mine/ERW accident, and land release data. In the near future, PCM, QM and MRE data will also be migrated into the system. DBU is working with other Departments of the CMAA to develop data collection forms. It should be noted that all mine action reports will be generated from the IMSMA-ng. Mine/ERW data management system at national and sub-national levels have been remarkably improved. In the past, different management systems were employed and now only IMSMA-ng is utilized.
1.2. Provide effective RE and awareness	% of RE activities taking place in high impact areas	%	?	2012: 80 2015: 90	2010: 50% 2011: 0 2012: 70%	MRE has been provided mostly to the Western part of the country while ERW risk education was provided in the East. Mine/ERW risk education was delivered in 124 districts in 22 provinces. Operators provided education to 9,238 villages in 1,158 communes. Risk education materials were produced: 25,000 T-shirts, 10,000 posters, 10,000 books. 23,784 risk education sessions were conducted and 5,634 requests for intervention received from local community conducted to the destruction of 48,978 mines and ERW. Every year the CMAA organizes the National Mine Awareness Day on 24 February and International Mine Action Day on 4 April in order to remind people of the danger posed by mines and ERW.
	% of RE work-plan achieved	%	NA	2012: 80 2015: 90	2010: 70% 2011: ? 2012: 80%	The plan is on track although 2 operators have reduced their MRE activities. In 2012, operators and other relevant stakeholders increased the number of MRE program to 70%.
	Number of males / females / children in affected villages familiar with RE messages	%	NA	2012: 80 2015: 90	2010: 50% 2011: ? 2012: 80%	NO INFORMATION

Goal 2: Contribute to economic growth and poverty reduction

³⁴ It is likely that the baseline and targets related to this indicator are not well enumerated and that the coma is misplaced: the 2009 baseline of 52,918 ha indeed represents 529 km², which is obviously an error.

Goal	Indicators	Unit	Baseline 2009	Target	Achievement	Comments
2.1. Support local development priorities in mine / ERW affected communities	Percentage of annual mine action budget covered by national budget	%	10	2012: 13 2010: 20	2010: 2011: 2012:	The CMAA report does not seem to respond to this indicator and most likely contains errors. See the paragraph on Support to Mine Action for more details.
	Percentage of urgent tasks vs planned tasks	%	56	10		INDICATOR ALREADY USED IN GOAL 1
	Number of BLS districts completed	Nb	0	122 (2012)		INDICATOR ALREADY USED IN GOAL 1
	Resources mobilization: % of resources mobilized vs requirements	%	81	100		INDICATOR ALREADY USED IN GOAL 1
	Number of cleared hectares	ha	52,918	86,813		INDICATOR ALREADY USED IN GOAL 1
	Monitoring: % of cleared land not in use as identified during post clearance monitoring	%	6	2012: 4 2015: 2	2010: 4 % 2011: 4 % 2012: No info	Based on the information provided for 2011, it seems that the 2012 objective was likely achieved; but the report does not include specific information for 2012. It is however understood that the immense majority of cleared land in Cambodia is quickly put in use. This was also confirmed by CfR evaluations.
	Evaluation: mine clearance contribution to poverty reduction				Indicators to be developed later See CfR reports / evaluation reports	The CMAA report to the Government does not elaborate on this issue but the latest CfR evaluation documented the positive impact of land release operations on human security improvement. Land release operations have enabled development and enhanced livelihoods.
Provincial / district / commune responsibilities for planning/ monitoring clearance identified and included in new D&D processes		Study conducted	Local development planning sustained	2010: mine clearance mainstreamed and piloted 2011: Plan integrated in the community 2012: Mine clearance integrated in local development plans	Based on official decentralization policies, provincial MAPU elaborate annual land release plans from the requests from local communities. Mine action activities are therefore well integrated in the commune investments plans and in the local development plans.	
2.2. Support national and sub-national development priorities	Implementation percentage of annual plan achieved vs planned	%	44	100	2010: 96% 2011: NA 2012: 97%	According to the CMAA report, mine action is nearly totally aligned with national and sub-national development priorities (97% in 2012).
	Resources mobilization: % of annual mine	%	10	20	2010: 11% 2011: NA 2012: 19%	The CMAA report does not seem to respond to this indicator and appears to contain errors.

	action budget covered by national budget					
2.3. Support mine victims and their families to receive adequate VA	Provision of services: % of PWD receiving assistance (MoSVY)	%	76	90	2010: 72% 2011: 70% 2012: 77%	Not on track – see the Victim Assistance paragraph of this report for more details.
	CMVIS disaggregated data integrated in DBU		Done	Sustained	Done	CMVIS includes sex and age disaggregated data and CMVIS data are now integrated the Database Unit of the CMAA
2.4. Support land management process to secure rights of intended beneficiaries on cleared land	% of end state land subject to land rights issue	%	6	0	2010: 0 2011: 0 2012: 0	The CMAA 2012 report does not elaborate on this issue but seems to report that there is 'no particular land rights issue'. This indicator could not really be clearly understood by CMAA staff and advisors and will not be commented in this report.
	Processes developed to ensure compliance with land policy		Feasibility study	Mine Action Data provided	2010: not started 2011: not available 2012: not available	NO AVAILABLE INFORMATION ON THIS INDICATOR

Goal 3: Ensure sustainable national capacities to adequately address the residual mine / ERW contamination

Goal	Indicators	Unit	Baseline 2009	Target 2015	Achievement	Comments
3.1. Review the institutional framework to address mine / ERW	Level of residual threat by 2016				NO REPORT /STARTS ACTIVITIES 2013	The CMAA report does not include any data / information about possible achievements in relation to Goal 3.
	Capacity requirements to deal with residual threat assessment					
	RGC residual strategy developed and approved					
	INGO exit plans developed according to residual strategy					
3.2. Identify and address capacity gaps	CD plan developed and inclusive of capacity development requirements by 2017				NO REPORT / ACTIVITIES START 2015	
	Implementation: % of plan achieved / planned					
3.3. Maintain sustainable	Resource mobilization: % of					

national capacity	resources mobilized to support CD plan vs resources required					
	Review and update of CD plan				NO REPORT / STARTING 2017	

Goal 4: Promote international and regional disarmament and stability

Goal	Indicators	Unit	Baseline 2009	Target	Achievement	Comments
4.1. Support APMBC	% of extension requests targets achieved	%	0	2012: 30 2015: 50	2010: 10 2011: no report 2012: 30	In 2012, CMAA reported that 30% of the NMA targets had been achieved; the report does not elaborate on these criteria and this most likely relates to the land release indicator. However, there is no doubt that, with the adoption of the new land release methodology, outputs have spectacularly increased.
	% of NPA implementation reported (MOSVY)	%			2010: study conducted 2011: study conducted 2012: study conducted	See the victim assistance paragraph for more details. It should be underlined that the lack of disaggregated data provided by MoSVY prevents CMAA from collecting precise and clear data on rehabilitation services provided to mine / ERW victims.
	Re-reporting system generated through national IM system		NO	YES	2010: 2011: 2012: study conducted	NO INFORMATION ON THIS INDICATOR
	Reports on mines retained for training generated through tracking mechanism		Yes	Yes	2012: Yes / done	This has been implemented successfully and Cambodia does report in the annual APMB Article 7 report.
	Establishment of a structure to organize 11 MSP				DONE	Successfully implemented
	Number of participants attending 11MSP			700	829	Successfully implemented
4.2. Support signing protocol V on ERW of CCW	Cambodia ratifies CCW Protocol V			Yes	2012: Cambodia considering	Cambodia has not yet ratified the CCW Protocol V on ERW.
	Number of meetings of CCW protocol V attended			As required	2010: 1 meeting 2011: 1 2012: 1	Cambodia participated in all annual CCW protocol V meetings.

4.3. Support border demarcation	Number of JBC meetings attended			As invited	2010: 2 meetings 2011: 2 2012: 2	Cambodia participated in two annual JBC meetings.
	Number of JBC requests for information answered		%	100	2010: 100% 2011: 100% 2012: 100%	Cambodia provided all the information requested by the JBC.
	Support operators for demining of the border			As required	2010: Action done as requested 2011: idem 2012: idem	The CMAA report seems to indicate that Cambodia has supported mine action operators to clear the border. The CMAA has indeed approved land release operations along the Thai-Cambodian border <i>if and when</i> those operations did not target areas still considered sensitive due to existing disagreement between the parties.
4.4. Support demining work in the framework of UN peacekeeping mission	Number of NPMEC teams accredited by CMAA	Platoon	1	2012: 9 2015: 14	2010: 3 2011: no report 2012: 10	In 2012, 10 NPMEC teams had been accredited by CMAA
	Number of PKO deminers deployed for PKO	Persons	139	270	2010: 270 2011: 218 2012: 149 (June)	According to CMAA report, 270 Cambodian deminers were deployed in Peace Keeping Operations in 2010; however, the figure seems to have declined in 2011, while the number of teams reported mid-2012 was 149.
4.5. Exchange of expertise at national, regional and international levels	Number of presentations provided at MA events		20	25	2010: 24 2011: na 2012: 27	Target of 25 achieved
	Number of visits by partner MA programmes / year		2	15	2010: 8 2011: na 2012: 5	Cambodia has reported to have received fewer visits by other mine action programmes than initially planned.

4.2. CMAA 2015 report

CMAA developed a 2015 activity report (in Khmer language) that was made available to the review team. The report is not directly articulated against the NMAS strategic objectives but does include interesting elements and information that are worth mentioning in the frame of the review³⁵.

▪ Land Release

CMAA indicates that the programme cleared 1,412 km² between 1992 and 2015 and destroyed more than 1 million APM and nearly 24,000 ATM. In the course of those operations, more than 2.6 million UXO were destroyed. The report confirms that 1,640 km² of land remains suspected to be hazardous.

According to CMAA, the programme needs an additional financial contribution of USD 360 million for the remaining 9 years of the new strategy until 2025. CMAA annual operational costs should come on top of that amount and are evaluated at USD 2.5 million / year.

CMAA provides the following information on 2015 land released achievements:

OPERATOR	RELEASED LAND	APM	ATM	ERW
CMAC	96 404 917	7 339	171	40 757
NPMEC	28 141 579	1 303	14	2 688
MAG	10 735 637	1 666	14	11 128
HALO	62 622 256	5 110	140	5 535
CSHD	673 407	618	5	1 258
NPA	2 437 794	0	0	832
TOTAL	201 015 589	16 036	344	62 198

▪ Quality Assurance

CMAA deployed eight Quality Assurance (QA) teams of three people each. In 2015, CMAA QA teams conducted a total of 1,525 QA visits to CMAC (683), NPMEC (64), MAG (89), HALO (661), CSHD (11), NPA (16) and DnY (1). During the QA process, a certain number of non-conformities were identified: 333 minor, 43 medium and six serious. However, the report does not elaborate on the possible corrective actions that were taken by the authority.³⁶

Quality Control (QC) interventions were conducted on 173 minefields, representing nearly 10 ha:

- CMAC: 126 minefields
- NPMEC: 7
- CSHD: 1
- HALO: 4
- MAG: 35

A total of 1,042 fragments were found (266 in the ground) during these QC interventions.

▪ Planning and prioritization

CMAA reported that training was provided to PMAC and MAPU training on mapping, GPS use, minefield investigation, data entry, data management and post clearance management (PCM). Exchanges of experience were conducted with 10 established MAPU. For 2015, CMAA reported to have released land in a total of 185 priority communes in 16 provinces. For 2016, a total of 1,165 SHA will be considered (corresponding to a total of 135 km²) in 185 priority communes.

MAPU conducted post clearance assessment six months after clearance and identified these land use categories:

- 66.07 % for agriculture;
- 2,77 % for housing;
- 4,12% for infrastructure (roads, etc.);
- 0,92% for religious buildings (temples);
- 20,44 % for communal lands (forests, public land);
- 0,37 % for schools; and
- 5,32% for general population.

³⁵ The document in reference is a CMAA report to the RGC and is not aligned to the NMAS.

³⁶ According to CMAA management, corrective actions were addressed during field visits.

Beneficiaries of land release³⁷:

- 3,483 families (14,435 people) for housing land and agriculture;
- 33,056 families (142,698 people) for infrastructure and communal land; and
- 247 schools.

▪ **Resource mobilization**

CMAA reports to have conducted a large number of bilateral and multilateral meetings for fund raising with Vietnam, China, Japan, Australia, Norway and has also visited mine action programmes in Tajikistan and Colombia. China has provided technical assistance and material for a total amount of USD 500,000 (including USD 200,000 for ARMAC) and the US has announced a budget of approximately USD 100,000 to CMAA for the period from 1/7/16 to 31/3/17. In the frame of Cfr III, Australia has confirmed a contribution of USD 10 million for 2016 to 2019 while the decision from Switzerland is still pending.

Visits and exchanges have taken place with Lao PDR (for development of NMAS) and with EU (for the Tiramisu project on planning / prioritization). Visits have taken place in Angola and Colombia. India and South Korea expressed interest in supporting mine action, and Japan, a country that usually supports operators directly, has also considered providing assistance to CMAA.

▪ **Victim Assistance**

CMAA VA department cooperated with the MoSVY to develop a reporting form related to rehabilitation services provided to mine victims in need of rehabilitation support. CMAA and MoSVY seem to overlap with some activities as CMAA has delivered sensitization on disability legislation in 800 villages and even provided food to more than 100 disabled mine victims.³⁸

▪ **Challenges**

The CMAA 2015 adequately identifies some of the major challenges in the sector: declining resources, sensitivity of mine action operations along the border with Thailand, the delays in addressing QA/QC problems, information management challenges (delays in operators reporting, old servers and equipment, lack of staff).

In victim assistance, the CMAA report mentions the lack of budget to respond to the needs of all victims, the lack of attention from national authorities³⁹, the inadequacy of rehabilitation services and the limited knowledge of disability issues among local authorities.

For the MRE activities, the report underlines the lack of sufficient funding and human resources as well as the difficulty for the sector to reach the intended target groups; some target areas are also difficult to access during the rainy season, something that also complicates accident reporting.

The 2015 report's paragraph on gender is particularly well documented. It highlights the lack of women in management positions in the sector, the poor level of confidence and knowledge, the lack of women in the planning and prioritization process (limited women participation in the MAPU process and tiny number of women in MAPU teams). The report also indicates that the number of female deminers decreases because of poor working environment or following their marriage.

Finally, the CMAA report highlights the lack of information and transparency from operators about their funding and budgets. In the spirit of the Programme-Based Approach (PBA), contributions to the programme should be transparent and coordinated.⁴⁰

³⁷ This data are not sex and age disaggregated.

³⁸ See the recommendation about the direct provision of victim assistance by CMAA in the Victim Assistance paragraph.

³⁹ This facet is not specified.

⁴⁰ A recommendation has been included in the Support to Mine Action paragraph to reinforce the PBA in the Cambodian mine action programme.

5. LAND RELEASE⁴¹

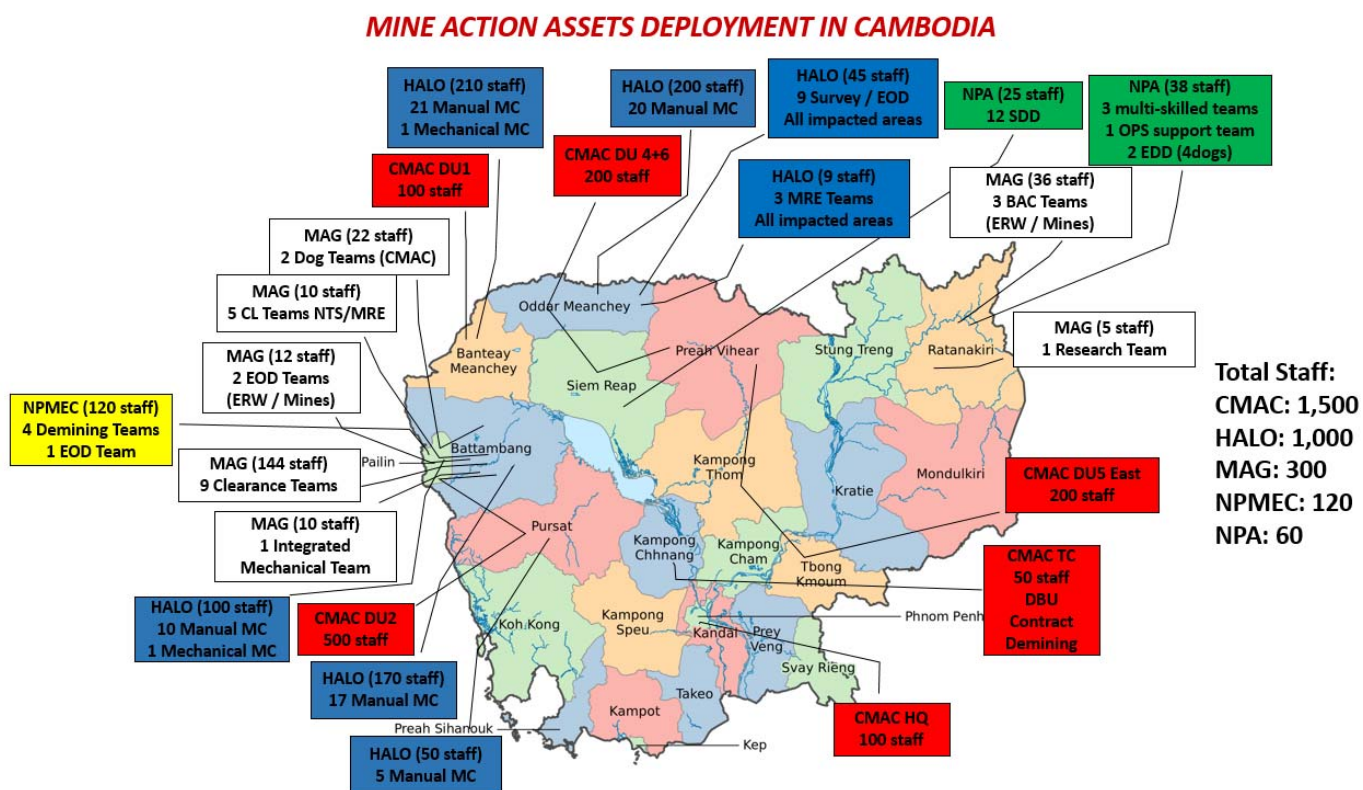
The RGC decision to align its national mine action programme with the Maputo Declaration with a clear end date set for 2025 is a positive move that should be commended as it will help define the exit strategy of the programme. For Cambodia, the Maputo Declaration means that the strategy should be articulated around three principles⁴²:

- The **threat of APM should be prioritized** in all annual / operational plans in order to eliminate most of the problem as early as possible, but before 2025 at the latest,
- The **most densely contaminated areas should be prioritised** to maximize the impact by 2025: it would be disastrous to waste time and resources in areas with low APM contamination and, in 2015, leave Cambodia with a high-density APM contamination and no international assistance to address it,
- This **strategic move should clearly differentiate between the long term ERW problem and the immediate APM issue**; however, Cambodia should take the necessary steps to prepare its own national capacity to respond to long term residual contamination before 2025. This includes conducting a political economy analysis of its national mine action assets (CMAC, police and RCAF capacities) and decide how to establish, train and maintain such a capacity in the long term after international operators have left the country.

5.1 . Operators

Major mine action operators conducting land release operations in Cambodia include CMAC, NPMEC, HALO, MAG, NPA. Other operators such as APOPO, CSHD, Golden West, Bactec and D&Y are also present and contribute to the overall achievements of the sector. Major operators are mostly deployed in the West and the North of the country. Some operators such as MAG and CMAC are also active in the eastern parts where they address ERW / cluster munitions (CM).

Figure 9: Land Release Operators deployment in Cambodia (March 2016)



⁴¹ In this report, Land Release is defined in accordance with IMAS 7.11 as “the process of applying all reasonable effort to identify, define, and remove all presence and suspicion of mines/ERW through non-technical survey, technical survey and/or clearance.” The criteria for “all reasonable effort” shall be defined by the NMAA. Land release is an evidence-based decision-making process that helps determine with confidence which land needs further action. It involves the identification of hazardous areas, the cancellation of land through non-technical survey, the reduction of land through technical survey and the clearance of land with actual mine/ERW contamination. IMAS 7.11 First Edition 10 June 2009, Amendment 3, February 2016.

⁴² Statement delivered by Dr Barbara Haering, President of the Council of Foundation, Geneva International Centre for Humanitarian Demining, Fourteenth Meeting of States Parties to the Antipersonnel Mine Ban Convention 30 November-4 December 2015. The CMAA management indicated that the official adoptions of those strategic principles (specifically the first two principles) will be subject to strategic discussions and decisions when the new NMAS will be developed.

CMAC

CMAC is a national mine action organization that works in Survey and Land Release, Mine and UXO Clearance, Mine and UXO Risk Education and Training and Research and Development. CMAC currently has 1,600 staff across Cambodia, including a national office in Phnom Penh, four provincial demining units and a Training Centre in Kampong Chhnang.

NPMEC

The National Centre for Peacekeeping Force, Mine and ERW Clearance (NPMEC) was created in March 2005 and is responsible for building the peacekeeping capacity of the RCAF, as well as training personnel in peacekeeping operations, including clearance of landmines and ERW. The centre has received international technical support from several countries, especially France, United States, Australia, China, India and Japan and has trained more than 3,500 personnel in both peacekeeping operations and mine clearance. In its strategic goals 2011-2015, the NPMEC aims to reduce domestic landmine and ERW casualties in order to improve economic infrastructure and development, promote global stability and peacekeeping through the United Nations, and strengthen the RCAF's capabilities in demining and peacekeeping. NPMEC operates 4 demining teams and 1 EOD team (total 120 staff) in Pailin province with CfrII funding.

HALO

The HALO Trust has been active in Cambodia since 1991 and currently employs over 1,000 national staff working in the provinces of Battambang, Banteay Meanchey, Oddar Meanchey and Pailin. HALO has currently deployed 75 demining teams (of 10 staff each), nine mobile survey teams (of five staff) and three MRE teams.

MAG

MAG operates in Cambodia with approximately 300 staff. The organization is deployed mostly in Pailin and Battambang, but has also enlarged its operations in the East of the country.

NPA

NPA's Humanitarian Disarmament Programme in Cambodia has mainly provided financial and technical assistance to CMAC. In 2007, NPA initiated the project called Empowering CMAA with objectives to assist the authority and local operators (CMAC, army and police) in the process of analysing, planning, disseminating and using mine action data. NPA has been accredited by the CMAA and operates in Rattanakiri province, conducting CM r m survey and clearance.

Cambodian Self Help Demining

Cambodia Self-Help Demining (CSHD) is a national non-profit NGO founded by Aki Ra in Cambodia. Its mission is to clear landmines and UXO in "low priority" villages that are often in remote areas with limited traffic and populated by poor farmers.

APOPO

Currently APOPO works with national partner The CMAC at Demining Unit 6 in Cambodia. The project targets 6 North western districts. In addition, Mine Risk Education is delivered in communities aimed at reducing the risk of injury and death from mines and other ERW. APOPO has partnered with CMAC since early 2014, and in 2015 a group of mine detection rats arrived in the country to support CMAC. Currently the MDR are deployed in a cluster of minefields in Siem Reap Province, about 15 km from Siem Reap town (DU4).

Golden West

Golden West Humanitarian Foundation started working in Cambodia in 2004 by developing a new method of providing much needed humanitarian explosive charges from existing stockpile munitions. The Explosive Harvesting Program not only provides all humanitarian demining charges in the country free of charge, but has also created a number of new programs that bring great benefits to the Cambodian people⁴³.

Other organizations are also involved in the programme as Viking, D&Y and Japan Mine Action Service (that cooperate with CMAC). BACTEC is an international Explosive Ordnance Disposal and Landmine Clearance Company that assisted the development of the CMAA QA/QC capacity.

⁴³ Including Physical Security & Stockpile Management (PSSM), the Cambodia Underwater Capacity Program, the Advanced Ordnance Teaching Materials (AOTM) and the Engineering Education Partnership (EEP).

5.2 The land release process

The adoption of the land release process in Cambodia has been a breakthrough that boosted the outputs of the sector. The most appropriate land release techniques should be used according to the nature of the contamination and Cambodia has defined 3 specific techniques:

- C1: Land cancellation / land reclamation through Non-Technical Survey;
- C2: Land release by Technical Survey; and
- C3: Land release through Full Clearance.

In August 2009, Cambodia started the BLS with the aim to define the remaining contamination through a national land classification standard. BLS results will supersede previous Level One Survey contamination data. The findings of the BLS is supposed to complement the MAPU system and enhance planning and prioritisation that should see clearance assets targeted where the greatest needs are. The BLS⁴⁴ of Cambodia's 124 most mine-affected districts was completed in 2012 and estimated total mine and ERW contamination at 1,915km².

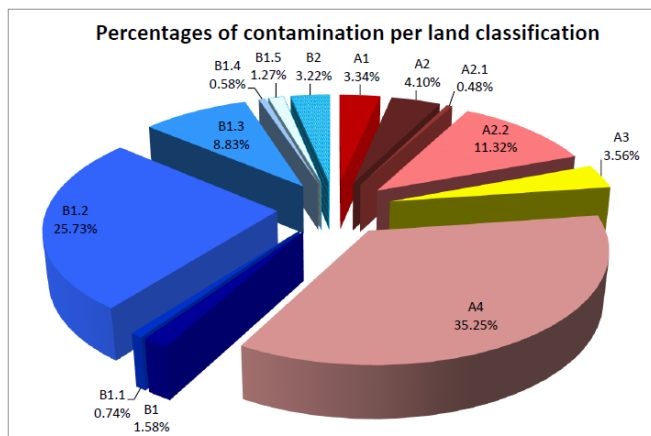
The BLS has classified suspected land according to the density and nature of the contamination:

CLASSIFICATION	SUB-CLASSIFICATION	SUB-CLASSIFICATION DETAILS	REMARKS
A (Mined Area) Land that presents evidence of mines	A1: Land containing dense concentration of AP mines	Strategically located, logical patterns of protective, defensive or denial mine laying such as mine belts, mines along road alignment, borders, military bases, and other infrastructures.	Deployment of humanitarian clearance resources should be concentrated on A1-A3 land provided it addresses community priorities. All polygons should be further investigated to delineate the perimeter of the mined area before deployment of full humanitarian clearance assets. Allocation of clearance assets on A4 polygons should be limited to those where there is a development justification.
	A2: Land containing mixed AP and AT mines		
	A2.1: Land containing mixed dense AP and AT mines		
	A2.2: Land containing mixed scattered AP and AT mines	Land that is not in productive use with limited presence of AP and AT mines laid in a non-defined manner.	
	A3: Land containing AT mines	In-use or abandoned route alignment presenting threat of AT mines.	
	A4: Land containing scattered or nuisance presence of AP mines	Land that is not in productive use with limited presence of AP mines laid in a non-defined manner.	
B (Residual Threat Land) Land that presents evidence of ERW or an indeterminate presence of mines	B1: Land containing ERW (not including mines)	Battle areas containing ERW. These areas are suitable for BAC.	Allocation of clearance assets on B land should be limited to those where there is a community requirement.
	B1.1: Land containing aircraft bomb	Bomb data or evidence that single aircraft bombs may be present.	
	B1.2: Land containing cluster munitions/bombies	Bombing data or evidence that an area contains cluster munitions or bombies.	
	B1.3: Location of Ground Battles	Areas containing evidence of ground fighting only.	
	B1.4: Land containing stockpiles/caches	Locations where caches or stockpiles are existing.	
	B1.5: Abandoned military compounds	Locations which may be more highly suspected to contain munitions.	
	B2: Land with no verifiable mine threat	Previously suspected land that local populations are putting back into productive use. No accidents or evidence of mines for a period of 3 years will result in reclassification as C1.	
C (End State Land) Land that presents no obvious threat	C1: Reclaimed Land	Previously suspected land that has been put back into productive use without accident or evidence of mine in the past 3 years as per Cambodia Area Reduction Policy.	Deployment of humanitarian demining assets on this land should not be considered.
	C2: Land Released through Survey (BLS/TS)	Previously mined or suspected land where as a result of approved survey methodology no obvious threat remains.	
	C3: Cleared Land	Land formally cleared by accredited mine clearance operators adhering to the national standards (CMAS).	
	C4: Unmined Land	Land with no indication from local communities or previous survey to contain any mine threat.	

The BLS identified 12,982 polygons or hazardous areas affected to some degree by mines, covering a total of more than 1,111 km², of which 1,043 km² were affected by antipersonnel mines. This included some 73 km² of dense contamination but the majority of the land, covering 892 km², contained "scattered or nuisance" antipersonnel and anti-vehicle mines. The survey was extended in 2013 to cover another 51 districts contaminated mainly by ERW. Since the BLS was concluded, contamination figures have been updated, based on the results of operators' activities. It should be emphasized that, fortunately, the areas that represent the highest threat (and therefore should constitute the highest priority) are relatively small and are represented by land classified as A1 (dense AP concentration), A2 and A2.1. (mixed dense concentration of APM and AT).

⁴⁴ Report on the Results of the Baseline Survey in 124 Districts, CMAA, September 2013.

Figure 10: BLS Land classification according to the nature of the threat



Land Classification	Number of Polygons	Areas (m ²)	Areas (km ²)
A1	871	63.894.629	63,89
A2	1.112	78.601.787	78,60
A2.1	155	9.154.925	9,15
TOTAL	2.138	151.651.341	151,64

In April 2015, the CMAA reported that although total antipersonnel mine contamination in the first 124 districts had decreased to less than 983 km², the amount of dense antipersonnel mine contamination had increased from 73 km² to 99.75 km². This is mainly a result of surveying parts of the K5 that were inaccessible during the BLS. Even by taking into account this increase of contaminated land, the total of the highest priority areas represent a maximum of 150 km², or less than 1/1,000 of the surface of the country⁴⁵. This indicates that 2025 should be a realistic timeframe, achievable if the RGC, operators and development partners' energy and resources altogether converge.

Table 2: CMAA DBU contaminated land classification (December 2015)⁴⁶

Original BLS contamination 2009 / Remaining contamination December 2015				
Classification	Original BLS 2009		Remaining polygons Dec 2015	
	Number of BLS polygons	Area m ²	Number of polygons	Area m ²
A1	1.688	106.445.747	1.572	99.490.452
A2	1.114	78.453.382	601	40.064.014
A2.1	160	10.113.259	104	6.561.919
A2.2	3.034	252.276.313	2.117	173.915.747
A3	1.325	57.747.501	754	31.510.235
A4	6.532	648.183.190	5.000	508.247.851
Sub Total A	13.853	1.153.219.392	10.148	859.790.218
B1	117	19.609.979	104	17.819.465
B1.1	46	9.131.288	43	8.942.045
B1.2	378	231.322.533	358	224.292.055
B1.3	139	155.476.112	125	151.513.275
B1.4	70	4.694.890	62	4.498.311
B1.5	194	14.511.751	191	14.493.615
B2	617	52.755.109	340	24.698.488
Sub Total B	1.561	487.501.662	1.223	446.257.254
TOTAL A + B	15.414	1.640.721.054	11.371	1.306.047.472

A Land Reclamation Survey project was implemented by CMAA with HALO and CMAC from March to October 2015 to conduct follow-up NTS on BLS surveyed areas and establish the extent of polygons cancelled by local populations.

⁴⁵ This small surface of 150 km² is scattered in a very large number of small polygons.

⁴⁶ Information provided by Database Unit in March 2016. There are constant discrepancies among data provided by CMAA DBU because figures evolve constantly due to the ongoing survey and land release operations. This difficulty has already been highlighted in this report and reinforces the recommendation related to the setting up of a comprehensive information management department that would ensure consistent data dissemination and reporting. There is therefore a strong possibility that data used in this report will be altered in the near future once fresher data is published. However, the authors do not believe that possible adjustments of official mine action data should alter drastically the conclusions of this report and that the versatile environment should be used as a pretext to challenge the major recommendations of this study.

The survey intended to avoid more time consuming and costly technical survey and clearance operations on land already in use. HALO reported that the land reclamation survey allowed the release of 560 areas covering 21.6 km². All operators and stakeholders recommended the continuation of BLS/ NTS survey activities as they will result in land reclamation and in a reduction of the number of polygons considered as contaminated.

Table 3: CMAA DBU land release results March 2016⁴⁷

Year	Released Land (m ²)				Devices destroyed		
	C1	C2	C3	Total	AP	AT	ERW
2010	-	-	2.521.119	2.521.119	1.446	50	846
2011	-	4.553.716	36.863.559	41.417.275	10.174	271	5.301
2012	3.279.468	21.826.192	51.648.809	76.754.469	19.514	500	13.680
2013	2.811.220	15.808.052	63.266.705	81.885.977	13.304	290	13.120
2014	22.139.318	32.452.496	81.575.422	136.167.236	12.710	226	11.283
2015	64.464.200	28.860.805	43.478.793	136.803.798	8.045	162	9.572
TOTAL	92.694.206	103.501.261	279.354.407	475.549.874	65.193	1.499	53.802

CMAA land release figures between 2010 to 2015 show that 475 km² of land were released, or approximately 80 km² / year with an increase of 135 km² achieved during 2014 and 2015. The increase of land cancelled through non-technical survey (C1) during 2014 and 2015 is encouraging as it demonstrates the importance of adhering to the land release principles.

An analysis of the 657 polygons addressed in 2015⁴⁸, representing a total of 105.7km², indicates that:

- 66 km² were cancelled through non-technical survey(C1),
- 11.3 km² were reduced by technical survey (C2) and
- 28.4 km² were cleared through full clearance (C3).

In the process, a total of 5,789 landmines were destroyed (5,627 AP and 162 AT).

Interestingly, from those 657 polygons:

- 169 polygons reduced and cleared by C2 and C3 contained no mines at all (or 26% of the total),
- 110 of those 169 polygons were released by C3 only / full clearance (or 17% of the total),
- 150 polygons reduced and cleared by C2 and C3 contained a very low level of AP contamination (one to three devices maximum).

In Summary, nearly 50% of the polygons cleared in 2015 contained no, or a very limited number of, mines.

These figures demonstrate that there is room for improvement in adhering to the land release process, which would augment the efficiency of operations. As many stakeholders told the review team, Cambodia should “stop clearing land with no landmines”: a central recommendation for the sector.

Table 4: Land Release data by land classification for the period 2010-2015⁴⁹

		C1	C2	C3	Total LR	AP	AT	ERW
TOTAL	A1	1.864.316	607.219	7.271.924	9.743.459	9.936	44	2.826
2010	A2	2.741.351	7.703.556	33.580.657	44.025.564	10.985	470	6.007
2015	A2-1	802.904	227.841	3.769.773	4.800.518	1.563	41	882
	A2-2	15.554.954	23.030.502	51.371.445	89.956.901	11.939	284	6.772
	A3	2.731.729	1.846.243	28.227.508	32.805.480	1.050	469	3.915
	A4	52.809.180	42.252.915	81.696.001	176.758.096	28.224	168	17.501
	GT	76.504.434	75.668.276	205.917.308	358.090.018	63.697	1.476	37.903

⁴⁷ Information from the DBU provided on 30/3/16. Analysis of the sector land release outputs should take into account the following elements: the sector clearance work-plans for the year 2010 did not include BLS polygons as those polygons were not yet produced (BLS had not yet started). BLS polygons were gradually integrated in the annual work-plans from 2011 and only 2013 and 2014 work-plans can be said to be fully accurate for the outputs analysis. When drawing conclusions on those figures, the sector should focus mostly on those two last years as they represent more truthfully the sector' outputs.

⁴⁸ Figures provided in the course of the review mission before comprehensive 2015 statistics had been released by DBU. Although those 657 examined polygons may not represent all of the polygons released in 2015, they most likely represent a very large majority of them and are considered representative of the 2015 sector's achievements. The review team has examined all those polygons one by one based on the list provided by DBU.

⁴⁹ Information provided by CMAA DBU by email on 12/4/2016. Totals corresponding to land release areas and explosive devices numbers do not always correspond precisely to the figures provided in March during the review mission and that have been used in other paragraphs of the review report. It is understood that figures are permanently updated according to the provision of data by operators and are therefore changing often. The problem has been recognized by CMAA and the review has made a recommendation to improve the situation. However, the review team concentrates on major trends to draw conclusions and recommendations useful for the analysis.

Another relevant observation indicates that Cambodia is not in line with the 2025 goal of eliminating the dense APM contamination. Based on the current A1 contamination estimates provided by the CMAA (100 km² without even taking into account the A2 and A2.1 categories⁵⁰), Cambodia should release approximately 11 km² of dense APM A1 category of land every year from 2017 to 2025. As shown below, the annual land release figures for A1 classified land have increased only marginally during the last six years to reach a total of approximately 10 km², or less than 2 km² per year in average, which is far behind the 11km² / year that should allow Cambodia to eliminate all APM contamination by 2025⁵¹.

Table 5: 2010-2015 land release data for A1 land

Year	A1 Land
2010	360.836
2011	1.434.161
2012	1.465.477
2013	1.666.359
2014	1.681.897
2015	3.134.729
TOTAL	9.743.459

This estimate does not even take into account the other categories of land supposed to contain APM (for example A2 and A2.1). It shows that clearance needs to be focused on confirmed high density AP contaminated areas. If it is not properly addressed in an organized way, Cambodia will have to address high density APM contaminated areas while international operators may have left the country and external funding may have expired.

All stakeholders underlined the fact that dense AP contamination is often - if not mostly – located along the Thai-Cambodian border. Land release activities in those areas are subject to authorization by relevant national authorities. The RGC circular N°2 dated 2/3/16 confirms that clearance along the border is beneficial for

the people living in those areas and that Cambodia must honour its obligations under the APMBC⁵². However, the circular also recognizes that land clearance activities conducted in areas where the border has not been agreed between the parties can cause difficulties with neighbouring countries and should be previously approved by the National Committee for Border Affairs (through the CMAA). The review team believes that the RGC policy is similar to all situations and policies in the world where mine action has to be conducted along sensitive borders or during border delimitation activities. The review team also believes that the RGC attitude is reasonable and does not prevent activities within areas where the border line has already been agreed by the parties. This seems to leave large areas accessible to the mine action programme in the immediate future.

The review team also understands that land classification categories remain subject to survey results, represent estimations and are subject to approximations. For example, this is obvious when land release activities find more AP landmines in areas classified as A3 (ATM only). This demonstrates that the BLS is not always well conducted and will never provide an exact picture of the nature and extent of the contamination.

This observation does not contradict the reasoning that Cambodia will not reach the 2025 main goal if the sector does not address more vigorously the APM contamination. At the current speed, based on the 2010 - 2015 figures, it may be expected that Cambodia will release 30 km² of A1 classified land by 2025. This would still leave a significant anti-personnel mine contamination in Cambodia while, according to all credible hypotheses, the mine action programme will be closed and Cambodia will be left alone to address it. This prospect is not encouraging, given that, in 2025, the mine action programme will have existed for 33 years.

Findings:

- The adoption of the land release methodology has been a breakthrough for the mine action sector in Cambodia.
- Cambodia clears too much “land with no mines” or with a very limited amount of APM. Based on the land release 2010-2016 A1 figures (10 km²), the Cambodian mine action sector does not appear to be in line with the Maputo +15 Declaration.
- The ‘Maputo +15’ declaration relates to APM contamination and aims at eliminating all APM contamination by 2025. Information collected from 2010 – 2015 land release data show that annual outputs for A1, A2 and A2.1 classified land will not allow the sector to reach the objective.

Recommendations:

- The land release methodology should be constantly refined and improved. The positive results of the land reclamation survey project and the analysis of the 2015 outputs (by C1, C2, C3) indicate that continued survey activities (BLS /NTS) can be a quick and efficient land release method.

⁵⁰ See Figure 12 of this report for details.

⁵¹ In the comments to the draft report, the CMAA management discussed the figures presented in this paragraph. Once again, the report is based on figures provided by the CMAA DBU and it is understood they may be temporary. However, what is essential is to examine the long terms trends

⁵² Sarachor / Circular N°2, Circular on Landmine and ERW Clearance along Border Line, 2/3/16.

- Cambodia should focus more aggressively on A1, A2 and A2.1 classified lands.

5.3 Planning and prioritization

Cambodia gradually developed one of the most sophisticated mine action planning mechanisms in the world. While clearance operations primarily responded to humanitarian and emergency imperatives in the first years of the programme, the necessity to integrate socio-economic considerations in the planning system emerged around 1996 and 1997. It was recognized that demining operators should not decide by themselves which land should be cleared: as demining is costly and time consuming, guarantees should ensure that cleared land is effectively used for development purposes and by its intended beneficiaries. This became more urgent when stories about land grabbing and demined lands being confiscated by civilian or military officials started to emerge at the end of the 1990s.

▪ MAPU as a bottom-up approach

The system was first established as the Land Use Planning Unit (LUPU) in Battambang in 1999 and was designed to be transparent, bottom-up, participative, decentralized and community based. The system was later enlarged to other critical provinces, such as Banteay Meanchey, Siem Reap, Preah Vihear and Oddar Meanchey. The basic process involves mine affected villages, communes and districts authorities, mine action operators and development agencies operating in the target areas. Through that mechanism, mine action was supposed to be effectively integrated into commune and provincial development plans.

After the establishment of CMAA, the LUPU were transformed into MAPU and were placed under the Provincial Mine Action Committees (PMAC). Gradually the system has been extended to all provinces of the country. Although not the direct owner of the mechanism, the CMAA provides assistance and funding to most of those provincial entities, based on the quantity of the work that has to be delivered.

As the MAPU prioritisation mechanism has been subject to a recent evaluation by UNDP⁵³ (in the frame of the larger CfR II final evaluation⁵⁴), this review does not have the intention - and does not even have the capacity - to investigate further a process that appeared to become increasingly complex and that is difficult to capture comprehensively.

Planning of land release operations is an essential process that directly influences the strategic achievements – and therefore the efficiency – of the sector. As MAPU plays a central role in this planning mechanism, it is essential to consider it in the context of declining financial resources and limited time remaining.

Keeping in mind the overarching goals of the mine action sector, this review does not intend to negate the benefits of socio-economic analysis of land intended to be released but rather draws attention to several important factors directly influencing the analysis of the mine action planning mechanism in Cambodia:

- Many individuals interviewed in the frame of this review – including high level Cambodian officials – recognized that the system does not actually function as described on paper and endorsed some – if not many – of the UNDP evaluation concerns and conclusions.
- This review believes that if the **expression of the needs by intended beneficiaries** is important for planning and prioritization purpose and should be taken into account, the **final decision should be made by mine action authorities and operators** based on **actual capacities of the mine action sector** and **should remain in line with the overall strategic goals of the sector**. In other words, a complicated and sometimes cumbersome (if not non-transparent) planning and prioritization mechanism should not become a distraction from the strategic and principal objectives of the sector. It is understood that this is the main objective of the annual planning instructions published by CMAA and supposed to frame the decentralized MAPU process.
- **The CMAA directives as (top-down) national planning instructions**

Every year, the CMAA establishes a list of priority communes based on mine/ERW accidents that have taken place in the last 5 years. These directives include approximately 160 communes⁵⁵ where at least 75% of the mine action resources and funding must be allocated (as directed by the national mine action strategy). The remaining mine action assets and resources can be used outside of those 160 communes to respond to other RGC requests and needs.

⁵³ Review of the MAPU-led prioritization and planning decision in CfR II target provinces, Western Cambodia, Paul Davies, January 2016

⁵⁴ Final Evaluation of Clearing for Results Phase II, 2011 – 2015, in Cambodia, Paul Davies, December 2015.

⁵⁵ 160 communes represent approximately 10% of the total number of communes in Cambodia while the 1,640 km² of landmines / ERW contaminated surfaces identified by BLS represent less than 1% of the national territory. If the surfaces contaminated by landmines only – particularly A1, A1 and A.21 classified lands – are taken into account, the priority areas for the mine action programme represent around 1/1000 of the national territory.

Although attempts by national authorities to document and control the MAPU process should be encouraged, this review noticed that the number of communes considered as priorities in the CMAA directives is too high (and has even a tendency to inflate⁵⁶).

During the last five years (2011-2015), the number of landmine / ERW casualties reached a total of 773 (450 ERW casualties and 323 landmine casualties). It should be underlined that ERW casualties should not be taken into account for planning purposes because the nature of the threat and the circumstances of the accidents are totally different from landmine accidents and therefore cannot effectively inform operational planning⁵⁷. If landmine casualties only are considered, the 323 casualties recorded in the last five years have taken place in 73 communes in total, with the 35 most affected communes concentrating a total of 266 casualties (or 82% of the total)⁵⁸. If the last three years are considered, a total of 150 mine casualties have been documented in 54 communes with 30 communes only representing 126 casualties (or 85% of total)⁵⁹.

There is no rationale to justify such a geographic dispersion of mine action assets and it is believed that the mine action planning process is not sufficiently focused on what should be high priority areas. By spreading its resources too thinly in too many and too large target areas, the sector minimizes its impact and extends the completion time. The review does not imply that landmine accidents should be the only criterion for mine action planning (partly because of the radical decrease of the number of accidents) but it is undeniable that those accidents demonstrate the presence of hot spots where local populations most likely facing acute socio-economic problems and are forced to take risks.

▪ **Targeting villages instead of communes**

Another possible improvement in the CMAA top-down directives relates to planning not only at the commune level but also at the village level. A commune will usually include between eight to ten villages and such an area is considered too large for precise and efficient planning. Identifying the village level in CMAA directives would ensure better control of the target areas representing the most important problem for local communities.

Findings:

- The number of communes in Cambodia is 1,600 and CMAA directives target a minimum of 160 communes (or 10% of the total communes);
- The surface of Cambodia is 180,035 km² and the BLS estimates that the remaining landmine / ERW contamination is 1,640 km² (or less than 1% of the country);
- Total surface of A1, A2, A2.1 (densely landmine-affected areas) represents maximum 200 km² (or 1/1000 of the surface of the country);
- In the last three years, a total of 150 mine casualties have been documented in 54 communes with 30 communes representing 126 casualties (or 85% of total);
- Mine action assets are spread out in too many communes and locations, minimizing the overall impact of the sector and unnecessarily extending the period for attaining the expected end state; and
- The MAPU process is useful to document the requests from local communities for mine action support. However, the MAPU process is spread out over a an area that is too large; it also lacks clarity and is not focused on top priorities.

Recommendations:

- Based on the number of communes that have recorded landmine accidents in the last three years, the number of target communes included in the CMAA instructions should be reduced to 70 or 80 instead of 160;
- CMAA directives should target village level instead of commune level for maximum precision and accuracy; and
- The sector should use a combination of criteria to establish its priorities: high density of contamination, high level of threat to local communities (documented by casualties) and high socio-economic impact (documented by the MAPU).

High risk / high priority areas should combine these criteria:

⁵⁶ The 2015 CMAA annual report refers to a total of 185 priority communes.

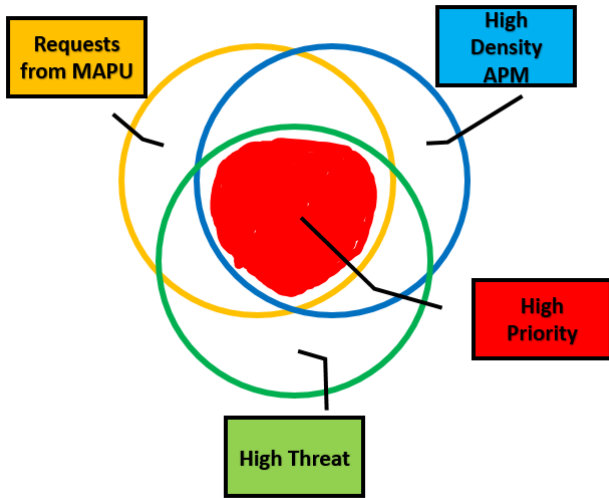
⁵⁷ ERW accidents take place mostly because of voluntary tampering with explosive devices for scrap metal collection or to recover explosives. ERW accidents can take place far away from the location where the explosive device was originally located and most ERW would not present any immediate danger if not disturbed. The ERW threat is generally considered as a low threat and the most immediate and obvious response to ERW contamination is risk education. ERW clearance cannot generally be planned but has to be deployed on call.

⁵⁸ See in Annex the list of the 35 most affected communes in terms of casualties during the last 5 years.

⁵⁹ See in Annex the list of the 30 communes affected during the last 3 years.

- high density of landmine contamination (A1 / A2 / A2.1); and
- high socio-economic impact and high level of accidents (documented by the proximity to local communities and by casualties).

Figure 11: High priority areas for land release operations



- *Because of the continued migration process, the sector should develop a basic risk management model based on impact and probability to guide and document a more systematic and organized prioritization mechanism and adapt to population movements.*

Figure 12: Basic Risk Management Model based on Impact and Probability

Impact	Risk Management Actions		
	Significant	Considerable management required	Must manage and monitor risks
Moderate	Risks may be worth accepting with monitoring	Management effort worthwhile	Management effort required
Minor	Accept risks	Accept, but monitor risks	Manage and monitor risks
	Low	Medium	High
	Likelihood		

6. MINE RISK EDUCATION

Mine/ERW awareness activities began in Cambodia in 1993. Initial activities focused on returnees and internally displaced persons who often settled in heavily contaminated areas. Roaming educational teams gave presentations in villages on identifying ERW and safe behaviours. In early 2001, CMAC, HI, UNICEF and other members of the Mine Awareness Working Group began developing a new approach to mine awareness. The idea was that a community-based, multi-disciplinary approach to mine action would decrease the number of mine and ERW casualties by enabling people to live more safely in contaminated environments. . The actors developed a project framework that formed the basis for the CMAC Community Based Mine/UXO Risk Reduction project (CMBRR), which integrated and linked mine and UXO clearance, minefield marking, mine awareness, mine victim assistance and development initiatives with communities living in contaminated areas.

CMAC implemented the project in October 2001 with technical assistance from HI and funding from UNICEF. The CMBRR is still run today by CMAC with some adjustments in the methodology to capture increasing mobile populations⁶⁰. Other operators and NGOs have also joined efforts in developing and disseminating MRE in their target areas contaminated by Mines/ERW. UNICEF took the lead on MRE from 1997 up to 2002 before handing over the leadership and coordination role to CMAA.

CMAA is mandated to coordinate MRE activities and to strengthen the provision of mine educational messages to target groups. MRE is provided by a large range of accredited mine operators, the Ministry of Education (MoE), the CRC and a number of NGOs. The MoE has integrated 2 hours of MRE sessions per week for schoolchildren in primary and lower secondary schools.

CMAA, operators, and relevant organizations have developed risk education messages and educational materials that include T-shirts, posters, books containing risk educational messages and telephone contacts for Police and operators in order to facilitate reporting when people notice the presence of mine/ERW. In addition, each year CMAA organizes a National Mine Awareness Day on 24 February and the International Day of Mine Action on 4 April in order to remind people of the danger posed by landmines and ERW.

UNICEF has sustained its support until recently years by providing technical assistance and financial support to CMAA to coordinate MRE activities as well as to support the Ministry of Education in integrating MRE in the school curriculum. However, according to the UNICEF Officer in charge of Child Protection, the support from UNICEF will gradually decrease. In response, CMAA and the MoE are upgrading the RGC budget to sustain MRE activities⁶¹.

CMAA/MRE responds to three indicators presented in Cambodia's National Mine Action Strategy:

- (1) % of RE activities taking place in high impact areas
- (2) % of WP achieved
- (3) No of M/F/Children in affected villages familiar with RE messages

All operators are requested to submit their report on MRE activities on a template developed by CMAA/MRE Unit that records all reported data in IMSMA and then consolidates them in an annual report.

According to the 2014 CMAA report, MRE has reached 136,879 women, 211,178 men and 229,065 children all over the country, or a number of total beneficiaries of nearly 600,000 people. In 2015, CMAA/MRE Unit indicated that MRE took place in areas highly affected and has reached 280,593 persons including 64,556 women, 72,963 men and 143,074 children⁶².

Findings:

- The persistence of landmine / ERW contamination in Cambodia coupled with the extensive MRE programmes and campaigns that have taken place for many years, Cambodian people have become very mine-aware.
- Socio-economic pressure has forced many poor people to engage in dangerous activities (to cultivate in suspected areas, forage in forests or tamper with UXO). Many villagers questioned during the review mission confirmed they know that some areas may represent a danger but they are ready to take the risk for livelihood purposes. This is particularly true in the North-West of the country, along the Cambodian-Thai border, where the population knows about the Mine/ERW danger and is not authorized to penetrate in high risk areas. The poorest people must often take risks because they do not have other alternatives to sustain their livelihood. In those areas, many people still go to Mine/ERW contaminated forests and mountains to collect wood for charcoal, mushrooms

⁶⁰ Notes from the field, the journal of ERW and mine action, 2013, Sambath Chan PM/MRE Coordinator, Cambodian Mine Action Centre.

⁶¹ Briefing Paper on UNICEF Supports to Mine Risk Education and Victim Assistance in Cambodia, email from Mr. Chaya Plong, UNICEF Officer in charge of Child Protection.

⁶² Information provided by Mr. Mr. Seng Dara, Deputy Director, Public Relations Department and Chief of MRE Office to the Review Team.

or thatches material or even to try to clear a small plot of land for agriculture activity.

- In the North-East of Cambodia, ethnic group members (Tampoun) interviewed by the Review team seemed not aware that where they live is contaminated by ERW as they have not encountered any unexploded devices or cluster munitions.
- CMAA/MRE Unit recognize increasing difficulties to mobilize adult people in affected areas (farms / factories / neighbouring countries / cities). To capture the growing mobile population, a number of operators especially CMAC and MAG have adjusted their MRE approach. CMAC is applying Household visits coupled with the use of Community Based Network composed of village and commune authorities to disseminate information. MAG is considering an adjustment of the time of the community visits (earlier in the morning, or later in the evening) to meet a maximum of villagers.
- UNICEF has been one of the main donors for MRE to support CMAA in its coordination role and to support MoE in integrating MRE in the school curriculum. However, UNICEF will decrease its financial support to the MRE sector and CMAA and MoE have managed to sustain MRE coordination and key activities (partly covered with the RGC budgets).
- Indicators in NMAS do not reflect the effects of MRE efforts.

Recommendations:


- The MRE methodology should be reviewed to accommodate a mobile adult population. The programme should consider using the BLS teams to carry out MRE.
- MRE activities for children should be continued.
- To face the decline of funding to MRE activities, the use of existing resources should be maximized to target very high risk areas and poor segments of the local population.
- MRE indicators for the new NMAS should target the outcomes and not only outputs in order to measure the effectiveness of MRE.

7. VICTIM ASSISTANCE

Mine Victim Assistance is one of the five pillars of mine action and an obligation of APMBC States Parties. Victim assistance is also part of the large disability and rehabilitation sector and, in Cambodia, has been delegated to the Ministry of Social Affairs, Veteran and Youth Rehabilitation (MoSVY), which is supposed to provide physical rehabilitation and socio-reintegration services to all People with Disabilities (PWD) in Cambodia. Since the adoption of the Convention on the Rights of Persons with Disabilities (CRPD), there should be no discrimination toward disabled people in Cambodia, and they should have the same rights and access to social, medical and rehabilitation services as the rest of the population.

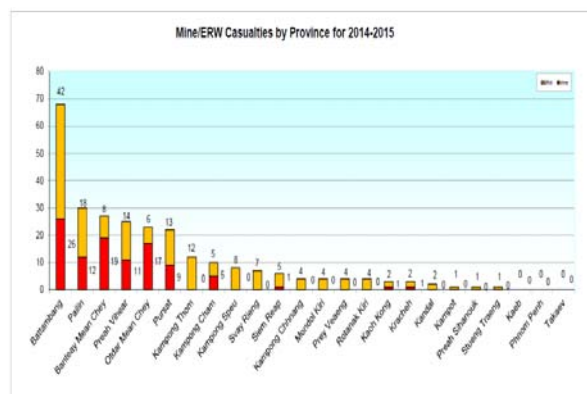
The landmines / ERW Victim Information Surveillance (VIS) system is managed by the Cambodia Mine/ERW Victim Information System (CMVIS)⁶³ which is a department of the CMAA. CMVIS reports a total of 44,856 mine survivors from 1979 to 2015. 90 percent of them (40,430) are men and boys while women and girls represent 4,375 survivors⁶⁴. However, there is no reliable figure on the number of mine/ERW survivors that have passed away and how many are still alive⁶⁵.

Table 6: Mine / ERW casualties in Cambodia in 2014 and 2015



Monthly Mine/ERW Accident Casualties: Jan2014 - Dec2015
Provinces ranked by Total Mine/ERW Casualties for 2014 - 2015

Province	2014												2015												Total 2014-2015	Cum. Total	% of Total	Cum. %			
	Jan	Feb	Mar	Apr	May	Jun	Jul	Aug	Sep	Oct	Nov	Dec	Jan	Feb	Mar	Apr	May	Jun	Jul	Aug	Sep	Oct	Nov	Dec							
Battambang	10	6	7	5	3	3	3	2	0	0	1	0	49	3	11	4	1	3	1	0	0	1	0	4	0	28	68	68	25.7	36	
Preah Vihear	1	0	0	0	1	1	0	0	3	0	5	11	0	0	0	0	1	5	0	4	0	0	4	0	0	14	25	155	9.4	57	
Other Mine/ERW	2	0	0	3	0	0	0	0	0	0	1	1	13	0	0	0	2	0	3	0	1	0	1	19	23	173	8.7	61			
Pursat	2	1	1	1	0	2	8	3	0	0	0	0	18	2	0	1	0	0	0	0	0	0	0	0	4	22	195	8.3	74		
Kampong Thom	0	0	0	0	0	0	0	0	0	0	0	0	0	0	0	0	0	0	0	0	0	0	0	0	0	6	12	207	4.5	78	
Kampong Cham	0	0	2	0	4	0	0	0	0	1	1	8	0	2	0	0	0	0	0	0	0	0	0	0	0	2	19	217	3.8	82	
Kampong Speu	0	0	0	0	0	0	0	0	0	0	0	0	0	0	0	0	0	0	0	0	0	0	0	0	0	7	8	225	3	85	
Svay Rieng	0	0	0	0	0	0	0	0	0	0	0	0	0	0	0	0	0	0	0	0	0	0	0	0	0	7	7	232	2.6	88	
Sam Reap	0	0	0	0	0	0	0	0	0	0	0	0	0	0	0	0	0	0	0	0	0	0	0	0	0	6	6	238	2.3	90	
Kampong Chhnang	3	1	0	0	0	0	0	0	0	0	0	4	0	0	0	0	0	0	0	0	0	0	0	0	0	4	4	242	1.5	91	
Mondul Kiri	0	0	0	0	0	0	0	0	0	0	0	0	0	0	0	0	0	0	0	0	0	0	0	0	0	4	4	246	1.5	93	
Prey Veng	0	0	0	0	0	0	0	0	0	0	0	0	0	0	0	0	0	0	0	0	0	0	0	0	0	1	4	250	1.5	94	
Banteay Meanchey	0	0	2	0	0	0	0	0	0	0	0	0	0	0	0	0	0	0	0	0	0	0	0	0	0	1	4	254	1.5	96	
Kratieh	1	0	0	0	0	0	0	0	0	0	0	1	0	0	0	0	0	0	0	0	0	0	0	0	0	2	3	257	1.1	97	
Kaoh Kong	0	0	0	0	0	0	0	0	0	0	0	0	0	0	0	0	0	0	0	0	0	0	0	0	0	3	3	260	1.1	98	
Kandal	0	0	0	0	0	0	0	0	0	0	0	0	0	0	0	0	0	0	0	0	0	0	0	0	0	2	2	262	0.9	99	
Kampot	0	0	0	0	0	0	0	0	0	0	0	0	0	0	0	0	0	0	0	0	0	0	0	0	0	1	1	263	0.4	99	
Preah Sihanouk	0	0	0	0	0	0	0	0	0	0	0	0	0	0	0	0	0	0	0	0	0	0	0	0	0	1	1	264	0.4	100	
Stung Treang	1	0	0	0	0	0	0	0	0	0	0	1	0	0	0	0	0	0	0	0	0	0	0	0	0	0	1	265	0.4	100	
Takeo	0	0	0	0	0	0	0	0	0	0	0	0	0	0	0	0	0	0	0	0	0	0	0	0	0	0	0	0	265	0	100
Kaeb	0	0	0	0	0	0	0	0	0	0	0	0	0	0	0	0	0	0	0	0	0	0	0	0	0	0	0	0	265	0	100
Phnom Penh	0	0	0	0	0	0	0	0	0	0	0	0	0	0	0	0	0	0	0	0	0	0	0	0	0	0	0	0	265	0	100
TOTAL	20	20	20	11	18	12	19	9	6	5	6	8	154	13	16	11	5	12	10	8	5	5	8	16	2	111	265				



The period from January to December 2015 recorded 111 new casualties compared to 154 casualties reported in 2014. The majority of the casualties are civilians. However, data show a small increase of casualties among children from 2014 to 2015. Accidents have dropped by 22 percent from 2014 to 2015: in 2014, 98 mine/ERW accidents were recorded, compared to 76 mine/ERW in 2015.

Two international instruments make specific reference to victim assistance, disability and inclusiveness: APMBC and the 2007 UN Convention on the Rights of Persons with Disabilities (UNCRPD)⁶⁶. The CRPD aims at ensuring equality of rights and opportunities for all persons with disabilities (PWD). PWD should have the same rights as other members of their communities in terms of access to health care, food, water, education, training and income generating activities, and legal representation. Cambodia is also a signatory to the World Health Organization (WHO) Global Action Plan on Disability 2014-2021. One of the three objectives of the Action Plan is to strengthen and extend rehabilitation, assistive technology, assistance and support services, and Community Based Rehabilitation (CBR).

Cambodia has a comprehensive legislative and policy framework to guarantee the rights and address the needs of PWD:

- The Law on the Protection and Promotion of Rights of Persons with Disability (2009): implements the provision of

⁶³ Email to GICHD Review Team, 22 March 2016 from Mr. NGUON Monoketya, Deputy Director, Socio-Economic Planning and Database Management Department (SEPD) reporting figures and injury types of Mine/ERW casualties from 1979-2015.

CMVIS is national information system on landmine/ERW casualties. The structure was established in 1994 by the Cambodian Red Cross with technical and financial supported by Handicap International Belgium and UNICEF to provide systematic collection, analysis, interpretation and dissemination of information about civilian and military casualties of landmines, unexploded ordnance and other explosive remnants of war in Cambodia. By the end of 2009, CMVIS was completely transferred from the Cambodian Red Cross to the Cambodian Mine Action and Victim.

⁶⁴ Gaps are unknown.

⁶⁵ http://cambodia11msp.gov.kh/pdf/NW_2%20Press%20Release_CAP%20on%20Landmine%20VA.pdf ; http://www.the-monitor.org/en-gb/reports/2014/cambodia/casualties-and-victim-assistance.aspx#_ftn7

⁶⁶ Following the ratification of the two international Treaties, Cambodia later signed the Biwako Plus 5 Millennium Framework for Action Towards an Inclusive, Barrier Free and Rights Based Society for Persons with Disability, the Maputo Declaration plus 15 in 2014 setting the goal to clear all Mines/ERW by 2025 and adopted the Asia and Pacific Decade of Persons with Disabilities 2013-2022, Incheon Strategy "Make the Right Real", launched on 29th May 2013. The regional agreement for Asia and the Pacific aims at promoting livelihood and the rights of persons living with disabilities in the region. The RCG has signed as well the UN Convention on the Rights of the Child and the Convention on the Elimination of All Forms of Discrimination against Women – both of which make reference to protecting the rights of persons with disabilities to fair treatment, appropriate care and full participation in society.

the CRPD and promotes the rights of PWD, prevents discrimination and plans for the provision of free of charge rehabilitation services.

- The National Plan of Action for Persons with Disabilities, 2008-2011 (NPA-PWD): developed by MoSVY in partnership with the Disability Action Council (DAC). It covers all components of PWD assistance from emergency medical care, physical rehabilitation psychological support and social reintegration to economic reintegration and inclusiveness in laws and public policies;
- The National Disability Strategic Plan, 2014-2018 (NDSP): outlines ten key strategic objectives and focuses on reduction of poverty for persons with disabilities;
- The Rectangular Strategy Phase III has integrated disability in the RGC agenda by referring to Law of the rights of PWD and the CRPD.

Disability and rehabilitation are cross-cutting issues managed through several official bodies and departments:

- The Ministry of Social Affairs, Veterans and Youth Rehabilitation (MoSVY) has the core responsibility for disability issues and rehabilitation services. MoSVY has the overall responsibility for the implementation of international conventions as well as national legislations and policies;
- Within MoSVY, the Department of Welfare of Persons with Disabilities has the responsibility for promoting and enforcing laws and policies and act as legal advisor to PWD;
- The Disability Action Council (DAC) has a role of national coordination and advisory mechanism on disability. DAC is established in 1997 as the national coordination and advisory mechanism on disability issues.
- The Persons with Disabilities Foundation (PwDF) is a public institution attached to MoSVY to provide services to PWD and more specifically manage Physical Rehabilitation Centres (PRC);
- The National Disability Coordination Committee (NDCC) was established in 2009 to support coordination, implementation and monitoring of the NPA-PWD.

The CMAA still plays an active role in the coordination of victim assistance activities⁶⁷, in particular the promotion of the implementation of the Maputo Action Plan and the monitoring and reporting of victim assistance activities. A constant problem mentioned in the frame of this review refers to non-disaggregated data (by sex and age and causes of disability). Recently, CMAA conducted a series of consultations with MoSVY and other relevant stakeholders to encourage them to report in a specific form developed by CMAA.

The 2015 Landmine Monitor (LMM) reported the following improvements in the sector:

- The RGC's commitment to disability and a relatively strong civil society sector focused on PWD have significantly contributed to the establishment of physical rehabilitation services and community-based rehabilitation (CBR) programs in Cambodia;
- Through NGO efforts to expand services and geographical coverage, physical rehabilitation improved in both quality and in the number of services available from existing service providers. Since 1999, services in physical rehabilitation have been available throughout the country from both government agencies and NGOs;
- There has been an increased emphasis on community-based rehabilitation (CBR) efforts;
- Mine/ERW survivors have increased opportunities to access free healthcare programmes. However, emergency transportation to save lives are not widely available;
- Gradual improvements have been made in the availability of employment opportunities, social inclusion activities, and accessibility of existing services. Inclusive education programs provided by the government and relevant organizations increased;
- Coordination among governmental bodies responsible for the provision of victim assistance steadily improved.

The following challenges were underlined by LMM:

- Reaching PWD in remote and rural areas remains a challenge for service providers and generally these populations do not receive adequate assistance. Many PWD are often poor and live in remote areas and therefore face many barriers to accessing available services;
- Decline in funding (ODA Grants) from 2013 to the present for the rehabilitation sector, vocational services and other disability-related services versus limited increase of national budget for the sector⁶⁸;
- Range of disability-related services and coverage, plus quality of the rehabilitation services remain limited;
- The RGC structure supporting the implementation of the disability law is relatively complex. Furthermore, most of these bodies do not meet regularly. Also, the overlap of functions between different institutions results in unclear accountabilities. Their effectiveness is questionable;
- Lack of reliable statistics on disability and disaggregated data among the main issues of concern for the promotion of disability rights in Cambodia⁶⁹.

There are eleven Physical Rehabilitation Centres (PRCs). They are located in Phnom Penh (2 Centres), Battambang,

⁶⁷ RGC Circular N°5 dated 9/5/2013.

⁶⁸ The decline of external funding and the difficulties faced by MoSVY in sustaining rehabilitation services are confirmed by all stakeholders met by the review team.

⁶⁹ Disability Data Sources in Cambodia, 2014, M Q Hasan, Consultant, UNDP.

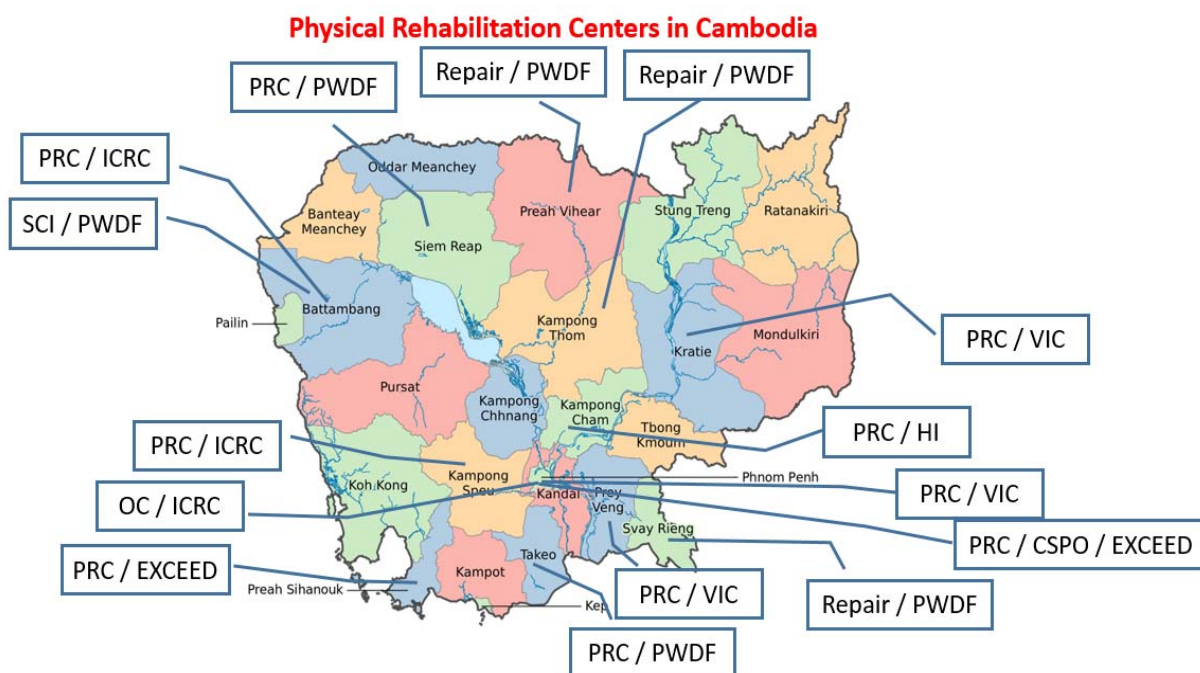
Sihanoukville, Siem Reap, Kampong Cham, Kampong Chhnang, Kratie, Prey Veng, Takeo, and Kampong Speu. In addition, there are three small repair workshops in Kampong Thom, Preah Vihear and Svay Rieng. Those facilities have been established and managed by Cambodia Trust (new EXCEED), Veteran International (now Veterans Cambodia), HI and ICRC. The scope of services provided by the 11 PRCs varies according to their size but the common physical rehabilitation services provided are:

- Prosthetic and orthotic devices;
- Wheelchairs and other assistive devices (as crutches);
- Physiotherapy;
- Spinal cord rehabilitation services (in Battambang);
- Dormitory, food allowance and transportation;
- Referral and community-based outreach services.

The Orthopedic Component Factory (OCF) is located in Phnom Penh and is managed and funded by the ICRC. The OCF produces and supplies orthopaedic components free of charge to the all other PRCs (knee articulation, rubber feet, etc.). ICRC handed over the OCF to MoSVY in 2012, but has had to continue – at least until the end of 2016 – with the provision of technical assistance and funding because MoSVY is not yet in a position to take over the operational costs and maintain the standards quality. Alternative management models have been examined between ICRC and MoSVY to ensure the sustainability of the OCF. Two options have been discussed (RGC management or private sector management). The potential of the OCF to export components to the region has also been discussed⁷⁰.

Since a MoU signed in 2008, MoSVY is supposed to take over the management of all PRC in Cambodia. Despite this agreement, to date, only two centres have been taken over the MoSVY, which still has to secure increased financial resources from MoEF. It was reported to the review team that services are declining and that only a few patients are now treated at the Spinal Cord Rehabilitation Centre of Battambang.

Figure 13: Map of Physical Rehabilitation Centres in Cambodia



The Cambodian School for Prosthetics and Orthotics (CSPO) continues to provide specialized training for prosthetic and orthotic technicians (PO). While CSPO was integrated into the National Institute of Social Affairs in 2011, it is still supported by EXCEED because of the incapacity of MoSVY to take over the management of the school. Unfortunately, the enrolment of PO students to the school is drastically declining and this may seriously affect the availability and the quality of future services to PWD in the country. The Technical School for Medical Care training professional physiotherapists (PT) is currently facing the same difficulties, and it was even reported to the review mission that there were currently no new students attending the PT courses.

CBR services are targeting particularly disabled children and people with spinal cord injuries. CBR has been developed for a long time in Cambodia, but the rehabilitation sector has not yet formulated a common national CBR vision based on the WHO CBR Guidelines (2010) that establish CBR programs across a broad framework. The existing national CBR guidelines are based on the WHO Guidelines and there is a CBR Committee supported by the

⁷⁰ Mission Review team meeting with ICRC Representative.

The provision of healthcare services to PWD are hindered by a lack of transportation to reach service facilities, fees for health services (despite existing regulations exempting persons with disabilities from payment), limited specialized services at community and provincial levels and no identification cards that could identify poor people and make them eligible to receive free healthcare services. (LMM) PWD continue not to have equal access to education, training, and employment. Cambodia also lacks a national integrated system for psychological or psychiatric assistance. Lack of awareness, understanding, funding, human resources, and leadership, as well as poor coordination of groups working in mental health, were reported to be among the biggest challenges to accessing adequate psychological support.

A review of the Cambodia Initiative for Disability Inclusion⁷¹ (CIDI) program found that the capacity of beneficiary organizations was strengthened in areas including financial management, reporting, and fundraising. It resulted in the incorporation of disability issues into the strategic plans and project activities for a number of mainstream organizations. The CIDI was also reported to have deepened many partner organizations' understandings of disability, leading to the issue being discussed in terms of rights and social exclusion rather than charity. It was not possible to evaluate the impact on individual beneficiaries within the scope of the assessment.

In 2013, the CMAA and other relevant stakeholders at the Cambodian Campaign to Ban Landmine (CCBL) developed and disseminated a booklet of Government and NGOs services for people with disability including Mine/ERW survivors⁷². In February 2016, MoSVY and the DAC had a consultative meeting with development partners to discuss the update of the directory of services for people with disabilities and to develop an Online Disability Services Directory for Cambodia⁷³.

CMAA provides regular updates and progress reports on victim assistance activities to the APMBC. CMAA has also implemented activities to integrate landmines survivors' needs in the NPA-PWD and, in 2012, the authority conducted a quality of life survey (QLS) of survivors. The findings of the survey were used to develop recommendations for the strategic plan on disability.

To support the RCG in its efforts to improve the quality of life of PWD, UNPD, WHO, UNICEF and Australia have developed the Disability Rights Initiative Cambodia (DRIC) that will provide resources totalling approximately AUD\$13 million to support the NDSP coordination, strengthen DPO, improve PRC capacities and promote disability inclusiveness.

Findings:

- There is a lack of reliable statistics on disability and there is no disaggregated data;
- CMAA is substituting to MoSVY by collecting and storing data on disability caused by Mine/ERW and access to rehabilitation services;
- Reaching PWD in remote and rural areas remains a challenge for service providers and generally these populations do not receive adequate assistance. Moreover, many people with disabilities are poor and live in remote areas and face barriers to access services;
- There has been a decline of funding since 2013 for the rehabilitation sector, for vocational services and other disability-related services versus a limited increase of national budget for the sector⁷⁴;
- The quality of rehabilitation of services is declining due the gradual exit of INGOs supporting the sector and to the limited capacity of the RGC in taking over the management and operations from exiting INGOs. The range of disability-related services and coverage as well as the quality of the rehabilitation services remain limited;
- The RGC structure supporting the implementation of the disability law is relatively complex. Furthermore, most of these bodies do not meet regularly. The overlap of functions between different institutions results in unclear accountabilities. Their effectiveness is questionable.

Recommendations:

- VA Data collection and storing: CMAA has developed reporting forms for relevant stakeholders to report their data to CMAA. Then CMAA records and analyzes those data before reporting on VA activities and achievements to RGC. While convenient for the time being, this system should be considered a temporary measure as it is taking over the responsibility from MoSVY and is adding more responsibility to CMAA;
- Services for PWD: CMAA could assign one staff member to join the working group of the DRIC programme to

⁷¹ [http://www.redcross.org.au/files/CIDI_REFLECTION_REPORT-\(En\)_indd.pdf](http://www.redcross.org.au/files/CIDI_REFLECTION_REPORT-(En)_indd.pdf)

⁷² http://www.jrscambodia.org/publication/DisabilityBooklet_JRS-CCBL.pdf

⁷³ <http://dac.org.kh/en/news/our-activities/167/a-meeting-to-discuss-on-the-development-of-electronic-disability-services-directory.html>

⁷⁴ The decline of external funding and the difficulties faced by MoSVY in sustaining rehabilitation services are confirmed by all stakeholders met by the mission review team.

contribute input and follow up on progress in the rehabilitation sector and mobilization of Disabled People Organisation on advocacy;

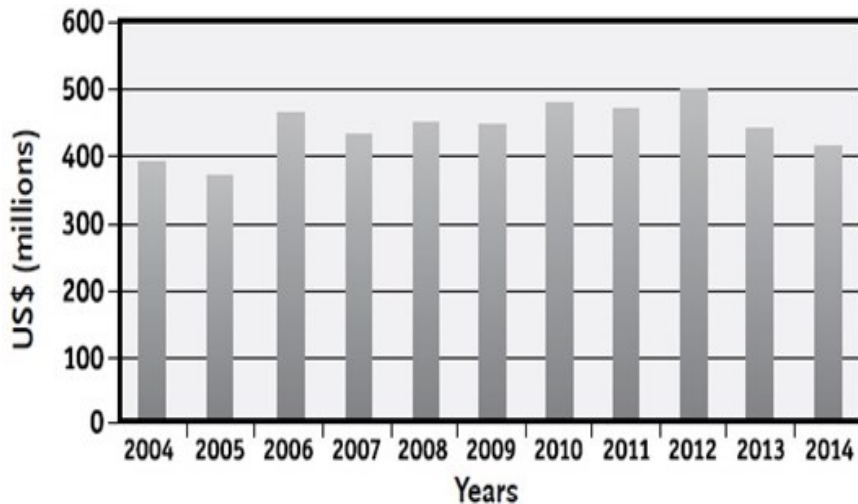
- VA indicators used in the NMAS are not SMART and this is causing reporting difficulties: the new NMAS should include SMART indicators;
- No direct VA / livelihood assistance should be delivered by CMAA to landmine / ERW victims or PWD; this responsibility rests with other RGC departments and ministries.

8. SUPPORT FOR MINE ACTION

8.1 Overall Donor Contributions to the Sector

Funding for Cambodia's mine action activities is agreed mostly bilaterally between donors and recipients. International contributions for mine action in Cambodia are dedicated predominantly to clearance activities. This section is mainly focusing on the period covered by the current National Mine Action Strategy. Between 2010 and 2014, international contributions totalled more than USD 144 million, which adds up to a total amount of more than USD 156 million if national contributions are included. Funding through the UNDP project Clearance for Results II amounted to a total of USD 27'614'572 by the end of 2015⁷⁵.

Figure 14: Evolution of global contributions to the mine action sector (2004-2014)



Cambodia's funding situation must be contextualized within the broader dynamic of international funding for mine action. In 2014, international donors contributed globally USD 416.8 million for mine action which represents a 5 percent (USD 23 million) decrease compared to the contributions reported in 2013. The top five donors (the United States, the European Union, Japan, Norway, and the Netherlands) accounted for 72 percent of all international funding, totalling USD 301.8 million⁷⁶.

Figure 15: 2014 Contributions to Global Mine Action by Donor Countries⁷⁷

2014 Contributions to Global Mine Action (Landmine Monitor 2015)	
US	118,1
EU	66,8
Japan	49,1
Norway	41,8
Netherlands	25,9
Switzerland	18,1
Germany	17,5
UK	13,1
Denmark	12,1
Finland	8
Sweden	7,8
Canada	7,7
New Zealand	7,5
Australia	6,6
Ireland	4,5
Belgium	3,2
Italy	2,2
Luxembourg	1,5
France	1,3
Spain	1,1
Others	2,9
TOTAL	416,8

⁷⁵ See Annex : UNDP CFR detailed information on contributions.

⁷⁶ Land Mine Monitor 2015: 37.

⁷⁷ 2015 data not yet available.

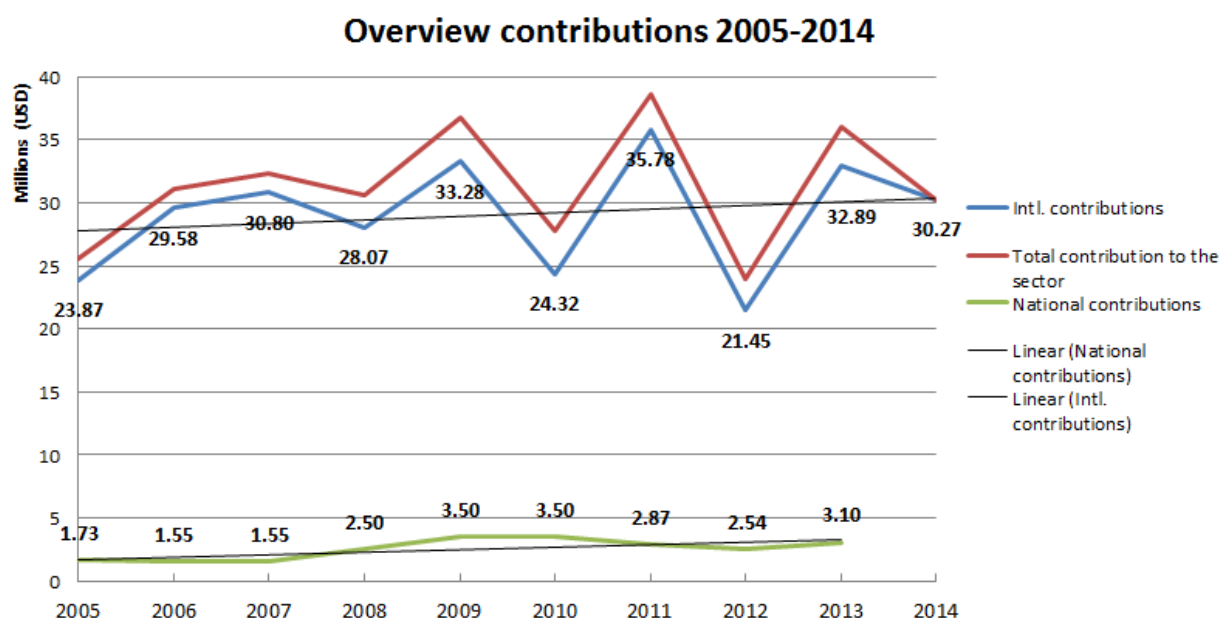
In 2013 and 2014, Cambodia was among the top five recipient states of international funding. Afghanistan, Lao PDR, Iraq, Angola, and Cambodia received together 45 percent of all international contributions.

In 2014, international support for mine action in Cambodia amounted to a total of USD 30'273'798 which is USD 2.6 million less than in 2013 (total international support: USD 32'885'151) but USD 8.8 million more than in 2012 (USD 21'450'721) and above the annual average of USD 28.8 million for the period 2010-2014⁷⁸.

As shown below, it is premature at this stage to conclude that funding for mine action in Cambodia is decreasing dramatically, even if all stakeholders interviewed by the review team reported that such a decrease was a strong probability.

However, as discussed in the respective donor sections below, there are indeed certain developments that might indicate that the sector is at a crucial point where efforts must be strengthened to ensure a stable funding level for the coming years. Generally, the Cambodian Mine Action sector - just as the global Mine Action sector - is facing an environment of competing priorities in which donors are challenged to strategically allocate their funds in reaction to changing dynamics of protracted crises and humanitarian tragedies.

Figure 16: Contributions to the mine action sector in Cambodia⁷⁹

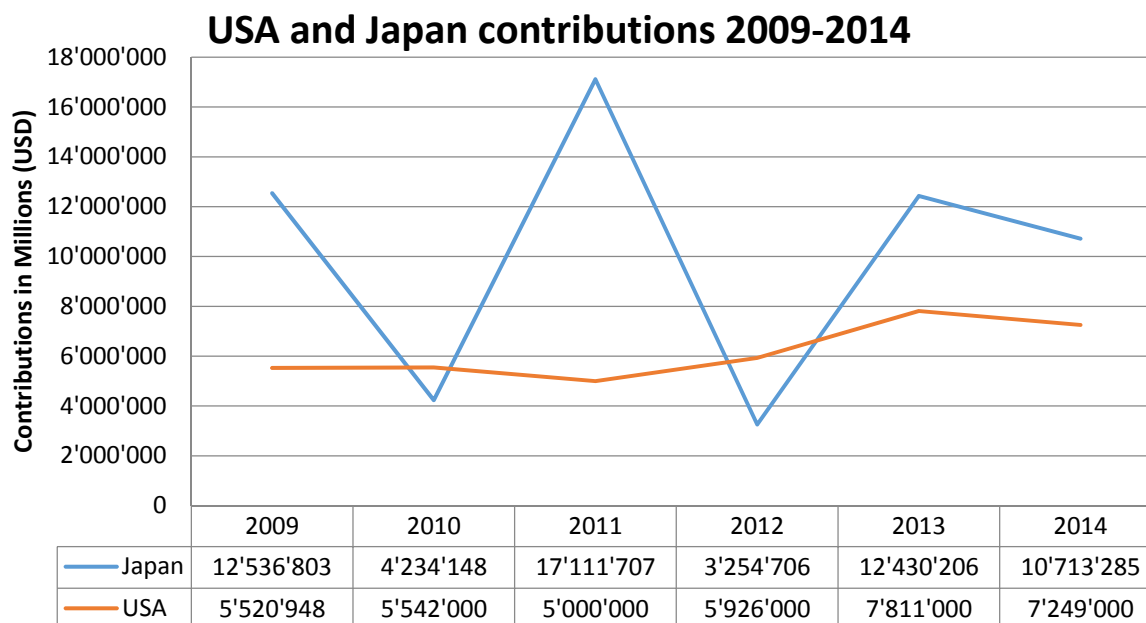


International contributions to the mine action sector in Cambodia were high, at an average annual contribution of USD 28.8 million per year between 2010 and 2014; however this included a remarkably high contribution in 2011 followed by a subsequent drop in 2012 after which contributions recovered in 2013 and 2014. The main reason for these outliers in 2011 and 2012 was the less regular contribution stream by Japan. Between 2010 and 2014, the two biggest donors, Japan and the United States of America, contributed together a total amount of USD 79 million to the mine action sector in Cambodia thus making up 54 percent of the total international contributions.

⁷⁸ Land Mine Monitor, Cambodia Support for Mine Action: <http://www.the-monitor.org/en-gb/reports/2015/cambodia/support-for-mine-action.aspx>; last updated: 3.11.2015.

⁷⁹ <http://www.the-monitor.org/en-gb/reports/2015/cambodia/support-for-mine-action.aspx> – The national contribution for 2014 is not available.

Figure 17: Japan and USA contributions 2009-2014⁸⁰



In April 2011, the Partnership Principles for the implementation of the national mine action strategy 2010-2019 as a Single Framework for Mine Action Related Assistance were signed by the RGC, represented by the CMA, and the representatives of the UN, Canada, Australia, Germany, Ireland, Norway, the United Kingdom and Austria.

8.2 Information on Main Donors

The following section provides some information on the main donors to the Cambodian mine action sector, including a short overview of the history of contributions, the status quo as well as indications of the future funding behaviour.

▪ Japan

Through the Ministry of Foreign Affairs and JICA, Japan has actively supported the Mine Action Sector in Cambodia since 1998 and has so far spent approximately Yen 15 billion (or approximately USD 138 millions) in total to CMAC, UNDP and MAG. Japan's contributions have been the most substantial ones over the last couple of years. Between 2010 and 2014, Japan's contributions to the sector have amounted to more than USD 47 million⁸¹.

The objectives of Japan's assistance include demining policy, promotion of social development and support to the APMBC's main goals and the main recipient of Japan's contributions is CMAC. Japan has been providing equipment to this operator (vehicles and machines) since 1999 and has dispatched experts in Information Management Systems and logistics for capacity building. Technical assistance was also provided through JMAS (Japanese Mine Action Service) in the region of Battambang.

South-South cooperation is another important pillar of Japan's support. Under this framework Japan (through JICA) is promoting triangular cooperation (through financing training programmes and exchanges) between Cambodia and other affected countries.

In terms of support to the sector in the coming years and with a view of a clear end date, Japanese representatives have expressed their wish to see CMAC gaining independence and autonomy. Japan is concerned that CMAC remains too dependent on external funding and expressed the need to see increased national contributions to the organization. Japan is convinced that the expertise, know-how and sustainability of its long-term support to CMAC should enable the organization to act more independently.

⁸⁰ Landmine Monitor report data, Support to Mine Action to Cambodia 2009-2014.

⁸¹ Large portions of Japanese assistance include machines, vehicles and other equipment.

In the current phase of the mine action programme and with the long-term vision on tackling the residual contamination in Cambodia, Japan is eager to learn about the RGC's strategy on the organization of responsibilities of the national institutions active in mine action (CMAA, NPMEC and CMAC). The current phase seven of Japan's support to the Mine Action Sector in Cambodia ends with Cambodia's current APMBC deadline in 2019. It is highly likely that Japan's support to the Cambodian mine action sector will decrease after 2019⁸².

▪ **United States of America**

The U.S. is a longstanding donor to the Cambodian Mine Action sector and has provided more than USD 31 million between 2010 and 2014. American contributions originating from the Department of State, the Department of Defence and USAID have been relatively stable at around USD 5 to 7 million annually. The American contributions are directed towards clearance operations, risk education and victim assistance. The main implementing partners are HALO, NPA and CMAC.

It is important to note that the U.S. government has a particular interest in clearance activities in the Eastern provinces of Cambodia. The extensive cluster munition contamination in the east is a direct result of U.S. bombardment of Cambodia during the war and support to address this particular issue is based on a political decision by the U.S. Congress.

Members of the U.S. delegation that have been met by the review team indicated that funding to the sector is expected to remain stable in the near future, provided that Congress' priorities remain the same. The delegation did express dissatisfaction over the gender balance observed among CMAC employees (see Gender paragraph of the review report)⁸³.

▪ **Canada**

Cambodia was one of the top recipients of Canadian mine action funding, which is focused on clearance. Canada was among the main contributors to both Clearing for Results projects. Funding for Clearing for Results Phase I amounted to a total of USD 7 million. To the second phase of CfR, Canada contributed a total of USD 10.1 million, which after Australia (USD 10.4 million) was the second highest contribution to the project.

Canada is currently not funding mine action activities in Cambodia. This is a critical gap to the sector as Canada has been one of the most substantial donors in the recent past. Due to previous significant drops in Canadian funding, CMAC has had to reduce its capacity. As it stands now, Canada is not planning to support CfR III or the Mine Action sector in general in the near future. The new Canadian Government is currently reviewing its development cooperation priorities. The outcome is not yet known and it thus remains to be seen what level of importance will be attached to mine action in general and to mine action in Cambodia more specifically⁸⁴.

▪ **Australia**

Australia has been a partner of the Cambodia mine action sector since 1994. Together with Palau, Cambodia receives the largest amount of Australian mine action contributions. Australia's contributions to the sector are mainly targeting clearance activities, however victim assistance through the ICRC and the Australian Red Cross are also supported. Australia's investments in mine clearance are linked to significant interest and projects of Australia in agriculture (Cambodia Agricultural Value Chain Project). So far, Australia reports to have spent over AUD 90 million AUD in the sector.

Since 2006, support for clearance activities has been provided through the UNDP CfR project with which Australia has generally been satisfied. Australia contributed USD 11.6 million for phase I and USD 10.4 million for phase II –the largest contribution to the project. Australia plans to contribute AUD nine million to CfR III. With a view to the conclusive end state of the programme, like most other donors, Australia is interested in learning more about Cambodia's exit strategy and particularly about future plans to increase national contributions to the sector and the development of long term capacities to address the residual contamination⁸⁵. Further, Australia has demonstrated interest in the activities of ARMAC.

▪ **United Kingdom**

Cambodia has been a priority country for the United Kingdom's (UK) support to mine action (among the top three recipients in 2014). Between 2010 and 2014, the UK contributed more than USD 8 million for mine action in Cambodia. In 2014, the UK's contribution to the sector (USD 2.1 million) was the third biggest contribution and went towards clearance, victim assistance, risk education and capacity building activities. Implementing partners of the UK in Cambodia have been HALO and MAG. The UK has also contributed a total amount of USD 432'786 to CfR II.

⁸² Meeting with the Japanese delegates in Embassy of Japan on 18 March 2016.

⁸³ Review team meeting with US delegates on 18 March 2016 in Phnom Penh.

⁸⁴ Review team meeting with Canadian Embassy delegate on 3 March 2016 in Phnom Penh.

⁸⁵ Review team meeting with Australian Embassy delegate on 3 March 2016 in Phnom Penh.

Support for demining activities is the most significant aid project of the UK (DFID) in Cambodia and its outcomes are considered very positive. The tangible results of demining for the Cambodian population are a key factor for UK's involvement in the sector. Demining is considered a sustainable and effective contribution to the country⁸⁶.

Under DFID's current Mine Action Programme 2014-2017, the HALO Trust was the recipient of the UK contribution in Cambodia and funding is secured for the coming year. DFID also supports NPA for a capacity development project conducted in several countries, including Cambodia for the period 2014-2016. DFID is currently in the process of defining its new mine action strategy and is considering a range of options for supporting global mine action after July 2017. At the time of writing, indications on plans to extend or end DFID support to mine action in Cambodia were not available. This presents an opportunity for the sector to stimulate the donor's interests and to take an initiative making sure that Cambodia remains high on the agenda of DFID for the next programme cycle.

▪ **Finland**

Finland has been a partner and substantial donor to the Cambodian Mine Action Sector since 1995. Between 2010 and 2014, Finland contributed more than USD 9 million to mine action activities, with HALO as the main supplier. Finnish funding targeted clearance and victim assistance. In 2015, as a result of a comprehensive evaluation of Finland's humanitarian mine action programmes, support to Cambodia was phased down. Based on the evaluation recommendations, Finland has decided to concentrate its resources on fragile states, where complementarity with wider security issues was assured and greater empirical evidence of the developmental impact of mine action could be demonstrated⁸⁷. This development clearly illustrates a scenario in which competition between humanitarian needs led to the reorganization of funding priorities –in this case to the benefit of mine action in fragile states. The Cambodian Mine Action sector has to bundle all efforts in order to prevent similar developments and actions by its other main donors.

▪ **Germany**

Germany has been a partner of the Cambodian Mine Action Sector since the mid-1990s. German funding traditionally went bilaterally to CMAC to support the DU 6. Thereby, the link to other bilateral infrastructure and development cooperation projects are critical. Between 2010 and 2014 German contributions amounted to a total of USD 9 million. In 2014 and 2015, the Belgian NGO APOPO also received German funding to expand its mine clearance work in the country. German funds supported the deployment of 180 specialists to work alongside CMAC⁸⁸.

Based on a decision by the German Government, support to CMAC has been phased out and stopped at the end of 2015. Reasons cited are a change in the German humanitarian assistance strategy, which includes changes in approaches to humanitarian demining. Again, the fierce competition among different humanitarian priorities for the overall humanitarian budget was underlined. Germany is stressing the key factor to work with non-governmental, civilian personnel as implementers and is rechanneling its funds to an international NGO. The contribution to Cambodia is thus not lost but transferred to another implementing partner and expected to remain stable in the near future at around EUR 1 million per year⁸⁹.

▪ **Switzerland**

Cambodia is one of the priority countries for Switzerland's mine action strategy. Switzerland contributed USD 3.74 million to the Cambodian Mine Action sector through CfR II from 2013 until 2015. Switzerland is satisfied with the results of the project and is currently considering additional support of around USD 3.6 million to complement the Australian contribution next year (2017). ARMAC is further considered as a positive initiative to disseminate expertise in the region⁹⁰.

▪ **Other donors and contributions**

The above list of donors to the sector is not exhaustive and other countries such as Norway, Ireland and New Zealand have also contributed substantial, albeit smaller, amounts to the sector over the last years (2010-2014: Norway USD 4.4 million; Ireland USD 3.3 million; New Zealand USD 3.2 million). Norway currently has a three-year agreement to support NPA activities in Cambodia (ending in 2017). Another substantial donor in the past was The Netherlands.

Provision of technical assistance through the deployment of technical advisors represented a substantial part of the international contributions to mine action in Cambodia. In the 1990s, several dozen military technical advisors were

⁸⁶ Review Team meeting with HE Bill Longhurst, UK Ambassador, on 24 March 2016 in Phnom Penh.

⁸⁷ Bennet, F., Millard A., Kärkkäinen, K and V. Kan, Evaluation of Finland's Humanitarian Mine Action, 2015: page 3.

⁸⁸ The Cambodia Daily <https://www.cambodiadaily.com/archives/funding-boost-for-cambodias-hero-mine-detecting-rats-ngo-54308/>

⁸⁹ Meeting of the Review team with German delegates on 22 March 2016 in Phnom Penh.

⁹⁰ Meeting of the Review team with Swiss delegates on 3 March 2016 in Phnom Penh.

deployed in CMAC (including from Australia, Belgium, Canada and Sweden) but, following the restructuring of the sector that took place from 2000, the number of technical advisors has regularly declined and become exclusively civilian⁹¹.

▪ **National Contributions**

According to information provided by the CMAA, the RGC annually contributes around 10 percent of international contributions to the mine action sector (approximately USD 2 to 3 million). Information for 2014 and 2015 was not available. Minister Prak Sokhonn, First Vice-President of the CMAA, has taken the initiative to introduce a mandatory contribution by the RGC to the sector. However, the results of this effort are difficult to assess and it remains unclear whether this initiative has actually materialized. It is not possible to obtain detailed information on the exact amounts and the recipients of the national contributions. Yet, according to the CMAA, support of the RGC is mainly directed towards the CMAA, NPMEC, CMAC as well as the MAPU⁹².

The compilation of data is challenging as there is not one single national budget line for mine action and there are different ministries implicated in providing some kind of financial and technical support or equipment for mine action. As an example, clearance activities by NPMEC are usually covered by the regular salaries of the NPMEC members paid by the Department of Defence / Armed Forces. However, the same payroll also covers other activities by those Armed Forces members outside of their involvement in demining projects. Financial contributions can also be provided by the Ministry of Finance in cases where NPMEC is conducting mine clearance for infrastructure projects. Further, tax exemptions for imported equipment, machines and vehicles also represent crucial and significant national contributions to the sector.

The fact that national contributions cannot be clearly identified and disclosed is unfortunate as they are reportedly quite substantial and risk remaining unacknowledged. The lack of transparency raises insecurity among international donors who would like to get a clearer grasp of the national efforts and contributions to support mine action in Cambodia as a complementary measure to international contributions. The rising expectations of international donors in this regard are related to the fact that Cambodia has significantly increased its fiscal resources in the past years and that it continues to record a high rate of economic growth⁹³.

Conclusion:

- International support to mine action in Cambodia has not been decreasing drastically; however, some key donors have recently left the sector and will probably not return. In order to maintain the interest and engagement of the current donors, the sector should demonstrate that the end is in sight. The sector should clearly determine an end date and an end state (for instance: “by 2025, landmine contamination will be eliminated and national operators will have the capacity to address the long term residual contamination with national financial resources only”).
- All development partners that met during the review underlined the fact that the mine action sector is facing fierce competition among humanitarian priorities (protracted crises, migration, natural disasters) for the attention of donors;
- Recent regional political developments can also lead to a regional shift in donors’ priorities: many donors voiced interest in supporting mine action activities in Myanmar in the near future;
- Cambodia will most likely become a LMIC in 2016; Cambodia has also enjoyed increased tax revenues during the last few years and the country has been included by the WB by being placed on the list of the Olympic champions of growth in the last decade, with uninterrupted annual growth of more than 7 percent. This evolution of the economic situation of the country will undoubtedly provoke a shift in the international assistance framework from ODA grants to loans;
- It is hoped that traditional ODA grants / humanitarian funding will last as long as possible, but it is not likely that they will be able to support the programme for nine additional years at the current level until 2025;

⁹¹ As one of the main suppliers of technical assistance (with the support of the Government of Switzerland and other countries), the GICHD has been providing comprehensive support to the Cambodian Mine Action sector via the CMAA, CMAC and other stakeholders in the fields of programme management and operations. Among others, the GICHD has provided technical assistance to mine action organizations, has undertaken several evaluations and reviews of programmes and projects as well as provided support in installing IMSMA and related training. Other projects include technical assistance on land release, land rights, community liaison and programme based approach. Another important pillar of GICHD support to Cambodia is the development of animal (dogs) detection systems, including the establishment of accreditation procedures. A main implementing partner therefore is NPA.

⁹² Landmine Monitor 2014.

⁹³ Cambodia is among the fastest growing economies (GDP real growth rate 7% in 2015) worldwide and forecasted to have the third biggest growth in 2016. The World Fact Book, Country Comparison GDP Real Growth Rate 2015, (<https://www.cia.gov/library/publications/resources/the-world-factbook/rankorder/2003rank.html>). The Economist, GDP Forecast 2016, 2 January 2016 (<http://www.economist.com/news/economic-and-financial-indicators/21684788-fastest-shrinking-and-growing-economies-2016-gdp-forecasts>).

- One main finding of this review is that donors want to be informed about Cambodia's strategy for the future of the sector and especially for the post-2025 period dealing with the residual contamination (and its funding);
- Donors expressed their concern about the dependence culture of Cambodia on ODA grants and underlined the imperious necessity for the RGC to increase its contributions to the sector in providing more national resources to national operators.

Recommendations:

- Cambodia has only a few years to address the remaining landmine contamination and the sector has to demonstrate how it will finish the job by 2025, in line with the APMBC Maputo Declaration, in order to extend some of international assistance until that date;
- The Cambodian Mine Action Sector as a whole must define a positive narrative: Cambodia is not looking for endless funding but will be free of landmines by 2025. The sector should demonstrate how the programme can be a success story and that it can be attractive for donors to be part of this last chapter of that story;
- Cambodia should identify alternative funding to compensate the likely decrease of traditional ODA grants/humanitarian funding; alternative solutions to accompany the programme until 2025 could come from International Financing Institution (IFI) in the form of loans, from increased Government contributions or even from private foundations;
- National contributions to the sector seem to be quite important already but they should be consolidated and disclosed publicly; they should be transparent to be taken officially into account in the overall budget to the sector;
- New donors that are already highly involved in other development projects linked to mine action such as infrastructure or education should be approached (China, South Korea for instance). Countries in the Gulf region have emerged as powerful humanitarian actors and the further stimulation of their interest in mine action could possibly to concrete results;
- Another emerging pillar of global humanitarian mine action is private funding. As a concrete example, 50 percent of MAG's activities in Cambodia are funded by private donors (philanthropic foundation)⁹⁴. A more direct targeting of philanthropic stakeholders, possibly also through intermediary actors such as philanthropic advisors, could be explored by the Cambodian mine action sector;
- Once the new NMAS is developed based on the rationale described above (hopefully before the end of 2016), a high level Symposium should be organized to communicate the final RGC strategy for the Cambodian Mine Action sector ('Finishing the Job') and encourage partners' support as long as possible. The high level symposium will be a good opportunity for the RGC to announce transparent and gradually increasing contributions to the sector for the future;
- Different funding sources should be articulated and organized according to the nature of remaining mine action tasks:
 - ✓ Humanitarian/ODA grants should address high priority tasks as dense AP contamination represents a high threat to local communities,
 - ✓ RGC funding should support national coordination and regulation functions (CMAA) and support national operators for contract demining and large infrastructure projects,
 - ✓ IFI loans should contribute to large infrastructure or development projects such as roads, schools or health facilities,
 - ✓ Private funding will have to support private industrial projects.

⁹⁴ Meeting Review team with MAG representative, 21 March 2016 in Phnom Penh.

9. OTHER ISSUES

9.1. Gender mainstreaming

CMAA has established a Gender Mainstreaming Team (GMT) headed by Public Relations Department staff. The GMT coordinates with the Technical Reference Group on Gender (TRGG) that constitutes one of the five TRG ensuring coordination of the sector. TRGG is reportedly quite active and is composed of representatives from UNDP, MoWA, MoSVY, MAPU, operators as well as international and national organizations working in VA and MRE.

The Gender Mainstreaming in Mine Action Plan 2013-2015 is the result of consultations with all stakeholders. The plan integrates:

- gender balance (disaggregated indicators for CMVIS, reporting from MAPU disaggregated by sex and age, number of female and male employees by each operator);
- gender considerations (inclusion of gender sensitive policies and recruitment / promotion guidelines for CMAA and operators, male and female participation and training, access to services of male and female Mine/ERW survivors, male and female participation in advocacy).

During a workshop organized in December 2015 to document achievements of the Gender Mainstreaming in Mine Action Plan (2013-2015), progress was reported under each of the five objectives of the plan. But some major challenges were reported, including:

- Inputs are not available for all indicators especially those related to VA (access to services for female and male survivors) and related to advocacy;
- Gaps in employment / positions between women and men (too few women, especially in decision making positions);
- Limited capacity in gender analysis, planning and budgeting.

Findings:

- The Gender Mainstreaming Action Plan is developed as a separate document and is perceived as an additional task, not as a compulsory requirement to increase inclusiveness and equity;
- The Gender Mainstreaming Action Plan does not include a budget estimate;
- The GMT is tasked to develop the annual plan and budget. However, the annual plan and budget seemed to be in line with the CFII project rather than the Gender Mainstreaming in Mine Action Plan 2013-2015;
- CMAA and all operators have demonstrated some efforts in not only employing women but promoting women in a decision making position. However, at present women represent only 12 percent of the total staff of CMAA and all operators,
- Focused group discussions conducted by the review team found mixed results concerning the participation of women at the village level in the planning and prioritization of the polygons;
- There will be an assessment of the performance, results and effectiveness of Gender Mainstreaming in Mine Action Plan 2013-2015. Findings and lessons learned from the assessment should feed into the development of the new strategy.

Recommendations:

- Gender Mainstreaming in Mine Action Plan (2017–2025) should be aligned with the new NMAS and gender indicators mainstreamed under each MA component and include a gender budget;
- Develop an M&E framework and report against indicators;
- Participation and contribution of women at village level in the prioritization and planning of land for clearance should be encouraged and monitored by CMAA/GMT;
- Efforts undertaken by CMAA and all operators to ensure employment opportunities for women/PWD and involvement in decision making processes should be pursued.

9.2. Information Management

As in many countries, information management has always been an issue for the Cambodian Mine Action sector. An information management assessment conducted of the CMAA by GICHD in 2015 observed that “data flow from CMAC is still a big challenge hampering the overall performance of the information management in the sector”⁹⁵. The

⁹⁵ Assessment of the CMAA Information Management, GICHD, March 2015.

CMAA engaged with operators to address information management weaknesses and proposed introducing shorter deadlines for operators to submit reports after tasks completion.

One of the major difficulties encountered by the Review team relates to the lack and inconsistency of data, the absence of reporting and the dissemination of existing information among a too large number of individuals and CMAA departments, demonstrating a lack of internal coordination and centralisation of data. It is believed that the development of a single Information Management Department within the Authority should improve the situation. This department should operate as a one-stop shop and, to avoid conflicting data and confusion among stakeholders, it should be the only department authorized to communicate information and data. This would ensure that data are consistent and do not vary on a daily basis. It is well understood that data are continuously updated and change all the time; however, publications of sector achievements and data should be organized, timely and simplified. This would facilitate analysis and measurements of progress and reduce frustration and ambiguity. Clear statements and datasets will also contribute to increasing the credibility of the sector achievements.

Major changes took place in 2009 with the implementation of the BLS that superseded the L1S data. GICHD assisted in installing IMSMA in 2009, but there were some challenges to the new system and how it was utilized. In 2011, GICHD provided a new version of the programme and, following several tests, the system was considered satisfactory for the CMAA, and IMSMA became the national database system.

Until 2009, all operators used their own forms, formats and reporting systems. All completion reports used vary between CMAC, HALO and MAG. In 2011, reporting forms were standardized, including the BLS forms. The sector is now using all standardized forms for BLS and LR activities. In 2014, the sector developed a new standardized list of “explosive devices form”. For BLS activities, 124 districts were completed in 2012 according to a standard and systematic approach; each reported polygon is captured in one single form.

Specific BLS codes were allocated to each operator:

- 00001 – 19999 to CMAC
- 20000 – 39999 to HALO
- 40000 – 59999 to MAG
- 60000 – 79999 to NPA

After a BLS polygon is tasked to an operator, the code changes from BLS to LR, for example BLS/CMAA/01234 will evolve into LR/CMAA/01234. All operators are now using the same NCDD Gazetteer (National Commune Decentralization and Deconcentration). For information, Cambodia includes 14,000 villages, 1,600 communes, 197 districts and 25 provinces. CMAA has recently requested assistance from GICHD and NPA to upgrade IMSMA from the global to local system and Cambodia is currently waiting for the response.

The Database Units operates now with thirteen staff but most of them are contracted (non-civil servants). The sector uses IMSMA NG (6.1.1) but, according to DBU staff, CMAA does not only rely on IMSMA but it also has its own system combined with IMSMA as a toolbox. The upgrade to IMSMA 6 was made late 2014 and it took some time to install with all operators and capture the information (all polygons recorded since 2010). This caused delays in data entry into the new system. To address this difficulty, the CMAA will recruit five more people and one QA officer. The need for CMAA is now to recover and reconcile data from the 1992-2009 period into the new system and assistance from GICHD is requested for that purpose.

The 2015 GICHD information management assessment noted some improvements in the IM sector and made several recommendations:

- The overall level of data analysis and information usage within CMAA is good. Reports, charts, maps, extracts from IMSMA are being produced and usage of these products is gradually being noticed by CMAA management. However, the full potential of IMSMA as an operational tool and its data for planning, prioritization, and tasking could significantly be enhanced in the future;
- The CMAA DBU showed its capacity to respond to the IM need of the stakeholders in a satisfactory and timely manner. Integration of all the historical datasets into one IMSMA system is recommended so that standard reports and extracts are produced more efficiently;
- An advanced digital data collecting process using tablets with several data approval steps is in place within some operators and its extension should be considered;
- For the CMAA DBU, the focus should be more on data QA instead of QC that is time consuming;

- Data flow from CMAC to CMAA Database unit remains a challenge but the review mission can confirm that the situation has improved. CMAC data are now integrated in the CMAA database in a six weeks' period and delays to provide completion reports have decreased to 2.5 months. The objective is to reduce that delay to 1.5 months;
- CMRS and CMRS CHA forms should be discussed and agreed upon among operators before integration in IMSMA. CMAA DBU should work in close collaboration with R&M department on these two forms; and
- CMVIS database should be merged with the main national IMSMA database so that data on victim assistance activities can be linked to the respective victim in the database. GICHD IM focal point for Cambodia will work with CMAA Database Unit on this to ensure the two databases are merged successfully.

Findings:

- IMSMA was upgraded to IMSMA V6 in June 2014, though the latest patches (bugs fixed) provided by GICHD have not been systematically applied on both the server and the client machine as often as required;
- A strong commitment by all CMAA DBU staff members to reach a higher level of data quality and to make further improvements was clearly evident by the GICHD IM assessment that commended the good direction taken by CMAA management and the technical and financial support provided by NPA Cambodia;
- The Database Unit of CMAA possesses the skills and knowledge to realize solutions to the increasing analysis and reporting requirements of CMAA management.

Recommendations:

- All operators' IMSMA terminals should be upgraded and necessary patches should be provided so that the same IMSMA version is used universally. Applying new patches as soon as they become available is highly recommended and will improve IMSMA performance and stability;
- The CMAA management should make full use of the available data from IMSMA by defining its own indicators to support its decision making processes;
- The development of a single and integrated Information Management Department within the Authority should improve the existing situation. This department should operate as a responsive one-stop shop and, to avoid conflicting data and confusion among stakeholders, it should be the only department authorized to communicate information and data outside of organization. This would ensure that data are consistent, standardized and do not vary daily, as it is currently the case. It is well understood that data are continuously updated; however, regular/monthly publications of sector achievements and data should be organized, timely and simplified. The CMAA website should host those data.

9.3. ASEAN Regional Mine Action Centre

In 2012, at the request of the MoFA, Minister Prak Sokhonn submitted a concept paper to ASEAN about an ASEAN Regional Mine Action Centre (ARMAC). The concept paper was adopted during the ASEAN summit of November 2012. Terms of Reference (ToR) for the regional centre were developed and subsequently adopted at the 2013 ASEAN Summit in Brunei. Two other meetings took place in 2014 and 2015.

A Steering Committee (chaired by Lao PDR in 2016) has been set up and is composed of ten ASEAN Member States Representatives. Cambodia will soon be hosting this first steering committee of those representatives in Phnom Penh (in the old Cuban embassy building that was renovated with Chinese funding). The official launch of ARMAC should take place soon at the same time, as this first steering committee meeting.

ARMAC is considered a window for outside resources and for regional capacity building exchanges and South-South cooperation. Assistance from various partners such as GICHD and James Madison University (JMU) to ARMAC is under consideration and could be discussed with the MoFA.

Findings and recommendations:

- For the time being, ARMAC is like an empty shell, which means that ASEAN can actually shape it to fit all purposes and needs identified by the regional body;

- ARMAC is considered a window for outside resources and regional capacity building exchanges and South-South cooperation;
- If requested by the parties, assistance from GICHD and JMU to ARMAC could eventually be discussed with MoFA. Opinions from all stakeholders should be taken into account in defining the most appropriate model for the regional centre.

10. REVIEW OF THE SECTOR ACCORDING TO OECD / DAC CRITERIA

This sector review's ToR stipulates an analysis of the sector according to the five OECD / DAC evaluation criteria of Relevance, Effectiveness, Efficiency, Impact and Sustainability. It further requires the assessment of cross-cutting issues, such as coherence, complementarity, inclusiveness and global learning. The section below provides a snapshot analysis highlighting the situation and profile of the mine action sector in Cambodia.

10.1 Relevance: Problems and Needs

The Cambodian Mine Action sector is considered very relevant

The Cambodian mine action sector and the response provided to landmine/ERW contamination are considered as very relevant in terms of addressing the problem. Mine action is integrated into all major socio-economic development strategies of the RGC in the form of the NSDP and Rectangular Strategy. To demonstrate the importance of the sector for the country, Cambodia has integrated a 9th Millennium Development Goal relating to mine action.

The extensive landmine/ERW contamination that has affected the country has posed a constant threat to rural communities living in mine affected regions of the country. The presence of mines and ERW has been a major obstacle to socio-economic development, food security and economic livelihoods. In terms of human impact, Cambodia is still one of the most affected countries in the world and a total of nearly 65,000 landmines and ERW casualties have been recorded since 1979. The negative impact of the contamination on the fragile national health care system is also visible with the presence of large numbers of disabled mine victims that have to be serviced by already fragile and insufficient disability and rehabilitation structures.

▪ Design

With the assistance of the international community and international operators, Cambodia has rapidly developed a comprehensive national mine action programme to respond to the problem caused by landmines/ERW. The sector demonstrates a great ability to adapt to new challenges (as demonstrated with the CMAC crisis and the establishment of the CMAA) and has adopted the LR methodology to boost its outputs. The creation of a national mine action authority operating as a coordinating and regulating body acting on behalf of the Government and separated from operators is still considered an internationally recognized best practice. Despite some limitations and weaknesses discussed in this report, the Cambodian mine action programme is still considered one of the most organized and responsive in the world.

▪ Community needs

There is no doubt that the sector has responded to the needs of communities suffering from the presence of landmines/ERW. The progress observed in the country has been impressive – although not always easy to document - and the recent BLS survey demonstrated that the scope of the problem has been massively reduced during the past decades (when compared to the L1S report data). The epidemiology of landmines accidents demonstrates that the number of casualties has dramatically reduced and that the number of affected villages and communes has also strongly diminished. The nature and location of the problem are much better documented in a limited number of communes and villages mostly located in the north-west region of the country. The ERW contamination is largely present in all the national territory but represents a much lower risk for individuals and development activities and should be addressed in the long term through education and decentralized (on-call) EOD response.

10.2 Effectiveness: Achievement of Goals.

The Cambodian Mine Action sector is considered relatively effective

The sector has demonstrated a great capacity to contribute to decreasing the number of landmine casualties and victims through land clearance operations and risk education activities. Risk education has been successfully integrated into long term and sustainable national mechanisms and structures, including primary and lower secondary schools. The release of large surfaces of land to accommodate Cambodian returnees in the 1990s, for housing, communal buildings (schools, health centres) and agriculture purpose has contributed to the Cambodia's socio-economic development in rural areas over the last 20 years. The problem has now been significantly reduced and is mostly located in the front line regions located between areas occupied by former belligerents in north-western and northern provinces of the country.

It should, however, be accepted that mine action is generally slow and cannot always respond in a timely manner to all requests from affected communities. Because of these delays, many villagers have themselves removed explosive devices and landmines from their land to be able to cultivate. Responding to mine action requests from affected communities in a timely manner is a global problem and not unique to Cambodia.

In order to respond more adequately to the needs of beneficiaries and to integrate a mine action response into local socio-economic development plans, the Cambodian mine action sector has developed an original and sophisticated operational planning mechanism called the MAPU.

Despite the lack of genuine and organized village participation in the process (especially the absence of female contributions to the plan), this review has considered that the MAPU contribution to the planning is still positive for documenting communities' requests for land release; however, as documented by the CMAA top-down instructions, the system should be better framed and controlled through other mechanisms to avoid dispersions and loss of effectiveness.

Even if this review supports the extension of the mine action strategy to 2025, it nonetheless clearly demonstrates that it is unlikely that Cambodia will achieve compliance with its APMBC obligations and eliminate the APM contamination in the required period so long as it does not radically target high priority areas more effectively:

- The dense APM contamination (A1, A2, A2.1) in Cambodia is estimated at maximum 200 km² (less than 1/1000 of the country surface);
- Between 2010 and 2015, Cambodia released a total of 10 km² of A1 classified land (approximately 2 km²/year) while it should reach an annual output of 10 km² in order to reach the 2025 deadline;
- Land release assets are spread over too many locations (a minimum of 160 communes are included in the CMAA directives) while, in the last three years, a total of 150 mine casualties have been documented in only 54 communes (and 85 percent of those casualties were reported in 30 communes only).

Capacity building activities in support to CMAA have taken place through different initiatives by UNDP, GICHD and NPA and have allowed the national authority to become a more responsive and efficient national coordinator. All capacity development efforts should now be focused on the 2025 deadline and to assist Cambodia to deploy a decentralized ERW residual contamination response capacity.

The results of the mine action sector as stated in the NMAS have been discussed and analyzed in the review report for each major component (clearance and survey, risk education and victim assistance). Recommendations have been developed to improve the next national strategic plan and reach the expected end state of the programme by 2025.

10.3 EFFICIENCY: Sound Management and Value for Money **The mine action sector in Cambodia is relatively efficient**

Discussing cost efficiency of mine action and, particularly of land release operations, remains a complex issue. The adoption of the land release methodology aligned with IMAS 7.11 has provided huge gains in efficiency for the programme. In the past, before the conduct of the BLS and the introduction of LR methods in 2009 and 2010, all operators had to conduct full clearance of all polygons that were assigned to them. This resulted in much smaller outputs for the sector. Since introduction of LR methods, the right method has to be used to address a specific level of threat as documented by BLS classification. This has increased efficiency of operations.

This review shares the CfR II final evaluation⁹⁶ and the GICHD study on the CfR contracting system⁹⁷ observations that concluded that comparing released surfaces with invested budgets is not very meaningful. On the same contracting issue, the review considers that it is questionable for the national mine action authority to get involved in the direct management of contracts; it appears as a distraction from more essential coordination and prioritization responsibilities and can even be seen as a conflict of interests.

In the frame of a programme like Cambodia using land release methods aligned with IMAS 7.11, the analysis should focus on the different types of land release methodologies (C1, C2, C3) that are used to eliminate the different threats as documented by the BLS land classification (A1, A2, A2.1, etc.) in order to remove the negative socio-economic impacts of the contamination (casualties and access to resources).

This means that priorities have to be defined through an analysis of the above; this review has documented that there were some possibilities for the programme to improve the use of various LR methods.

It was for example reported to the review team that operators can, in a way or another, orientate outputs of the MAPU planning mechanism and can therefore chose the polygons they want to address. This can lead to the release of very

⁹⁶ Final Evaluation of CfR II, December 2015, Paul Davies.

⁹⁷ Review of the Cambodian Mine Actin and Victim Assistance Authority 2011-2013 bidding process, GICHD, 2015. The report concluded that 'the review team questions whether the current modality is the most transparent and effective to employ in the light of the number of existing operators willing and capable to respond to tenders. Therefore, the review team recommends that the competitive bidding modality not be used for future projects'.

large surfaces that do not in fact represent a severe threat to local communities (as scattered AP minefields that have already been informally cleared by local farmers and villagers). This indicates that the MAPU planning system should be better prioritized from the top down and that, as the national coordinating agency, the CMAA should be more firmly responsible for tasking operators towards top national priorities that should allow compliance with APMBC obligations and the 2025 time-frame.

Operators and national authorities have to refrain from addressing easy polygons only, while leaving aside more demanding A1 densely AP contaminated areas. It must be emphasized that A1, A2 and A2.1 classified land should constitute the top priority for land release operations. These areas are most likely to cause the majority of AP mine accidents and represent the most severe socio-economic impact on local communities. As a result, they will be a benchmark for the 2017-2025 strategy and for compliance with APMBC obligations.

A final aspect regarding efficiency must touch on the reported malfunction of some models of landmines found in Cambodia. Landmines of Chinese origin (that were mostly used by the Khmers Rouges) are reported to have a low level of functionality (i.e.: a large proportion no longer functions and therefore does not represent a danger to local farmers). It is likely that local communities – possibly informed by former soldiers and “informal” deminers - have noticed these technical deficiencies and have taken the initiative to remove those devices from their land with their tillers or tractors. Such assumptions are demonstrated and have to be taken into account in the land classification. However, the classification of land as A2.2 or A4 cannot, in itself, be an argument for automatically cancelling that particular land, but must nonetheless be taken into account during the land classification process and therefore in the planning and prioritization system.

10.4 IMPACT: Achievements of long-term results **Impact of mine action in Cambodia is considered very strong**

The most notable positive impact of demining and land release operations conducted in Cambodia is the sharp reduction of landmines/ERW casualties. It is likely that the end of military hostilities has also contributed to this positive outcome, as the sharp decline in casualties has taken place since 1998. On the contrary, the end of the conflict also pushed a lot of people (most likely the poorest and those with no access to land) into former military disputed areas and buffer zones previously out-of-reach as they were located between KR and RGC positions. Needless to say, those areas are potentially very dangerous and include landmine contaminated land. Fortunately, despite those large migration movements, the number of landmine accidents has nevertheless continued to recede.

All socio-economic studies and post clearance assessments indicate that mine action has a strong positive impact on socio-economic conditions and livelihoods. Positive outcomes of the sector have been detailed in various evaluations (including all the CfR evaluations) and the impact of the sector has been documented in two major ways: improvement of human security in the target areas, and support to socio-economic development outputs⁹⁸. Major benefits of land release operations reported by villagers relate mostly to safety and land for farming.

In 2015, MAPU conducted post clearance assessment six months after the completion of survey/clearance and demonstrated that released land was mostly used for agriculture (66 percent) and communal lands (20 percent). CfR II final evaluation confirms also that released land is mostly used for agriculture.

A study on socio-economic benefits of land release recently conducted by HALO highlighted the positive impact on the agricultural production for local communities (specifically on cassava and rice) as well as on facilitating access to local markets to sell those products⁹⁹. The study documented that 74 percent of the land released by the organization were mostly used to cultivate cassava and rice. The increase in incomes and economic opportunities resulting from the released land was also considered remarkable.

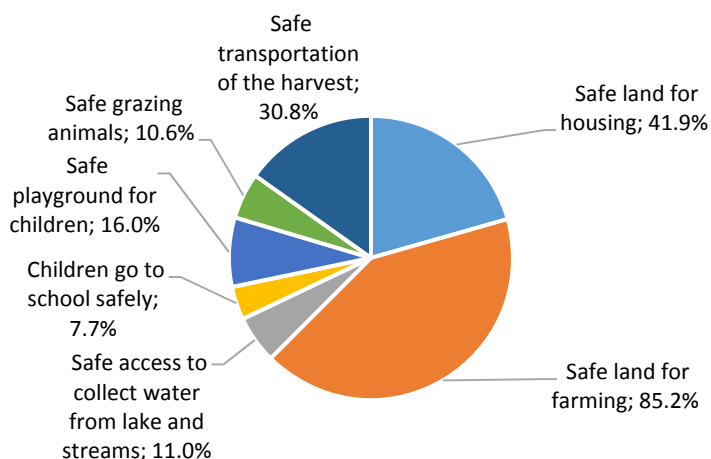
Land release operations also support large infrastructure projects, such as roads and bridges, local development infrastructure as schools and health centres.

A possible negative impact of land release activities relates to deforestation. Thanks to land clearance, local populations sometimes have better access to forested areas to collect firewood and palm trees for thatches and this could lead to higher deforestation in some areas. It should however be mentioned that land release operations rarely target directly forested areas.

⁹⁸ Impact Assessment Survey Report, CfR II Project 2011-2015, Rukhshona Rajabova, Monitoring and Evaluation Officer 2015. See also CfR II Final Evaluation report.

⁹⁹ HALO presentation to the review team in Siem Reap.

Figure 18: Benefits of mine clearance at household level¹⁰⁰



10.5 SUSTAINABILITY: Mine Action operations are considered very sustainable

In general, mine action activities are considered sustainable: landmines and ERW do not come back once land release activities are completed. This is the case when beneficiary regions or countries do not go back to armed hostilities. In the Cambodian situation, it is very unlikely that the country will return to internal/civilian conflicts or will be subject to a major international war that would result in new use of landmines.

Like all countries that have been affected by protracted armed conflicts, it should be recognized that Cambodia will remain contaminated by ERW for a long time. Residual contamination should be addressed and managed in the long term – including through information and education to reduce voluntary tampering – and by deploying a decentralized EOD capacity through national structures, including police or RCAF. This review recommends Cambodia start preparing for establishing a decentralized EOD capacity well in advance of 2025; it is recommended that RGC conducts a strategic evaluation of its national mine action assets and defines a strategy for its long-term deployment across the national territory.

The conflict with Thailand is clearly a concern for Cambodian authorities and complicates clearance operations in the border areas. International border issues are always sensitive and Cambodia is not an exception. The sector should adopt a do-no-harm approach on this issue and make sure it can contribute positively to restoring confidence between the parties and that it does not exacerbate existing tensions.

10.6 COHERENCE AND COMPLEMENTARITY: Added Value and Synergies

As a result of the mine action activities conducted in Cambodia for over 20 years, a large number of Cambodian mine action professionals have been trained and become highly qualified professionals. With the support of all operators and development partners involved in the programme for decades, Cambodia is certainly among one of the countries to have developed a very large and competent national capacity to address the problem. National mine action authorities and managers, team leaders, deminers, liaison officers, MRE officers, MAPU members, etc. are all outstanding professionals and constitute an important asset that should allow Cambodia to conclude its national mine action programme by 2025, in line with the Maputo Declaration. They will also be able to help ensure that Cambodia has a national and decentralized capacity that can manage residual contamination in an effective and efficient manner.

In the ASEAN, Cambodia has become synonymous with mine action expertise. The regional organization has decided to establish an ASEAN Regional Mine Action Centre that could serve as a regional centre for expertise and exchange with other regional countries facing similar problems, particularly Lao PDR, Vietnam or Myanmar.

10.7 INCLUSIVE APPROACH

Gender mainstreaming in the Cambodian mine action sector is considered poor:

- The number of female staff working in the sector remains quite low, especially for those in positions of responsibility. This is particularly true for national operators and authorities¹⁰¹. International operators have better a record, especially NPA which has a very strict gender policy;

¹⁰⁰ Idem.

- MAPU are responsible for planning and prioritization and it is well documented that the system does not really take into consideration women's expectations, needs and priorities;
- Provincial MAPU have a surprisingly low number of female staff; explanations to justify this situation are not very credible (eg. "women are afraid of landmines", etc.), as MAPU are not directly confronted with contamination and are therefore not supposed to be exposed to risks.

Involvement and empowerment of beneficiaries and communities can be considered as relatively strong.

In theory through the MAPU process, involvement of beneficiaries should be guaranteed. However, villagers' consultations are in fact not guaranteed or effective as village leaders represent their constituency at the commune levels without systematically consulting the villagers. As mentioned above, through focus groups discussions conducted by the review team, local communities reported that women do not tend to participate in the consultative planning process. Cambodia should, however, be praised for having developed an organized and sophisticated planning and prioritization mechanism that takes into account the needs expressed by local communities for mine action services.

10.8 GLOBAL LEARNING

Cambodia is one of the oldest and most organized mine action programmes in the world and represents an interesting and useful case study for the global mine action community. Essential strengths and lessons learned from the Cambodian situation include the following:

- While being one of the most heavily mine/ERW affected countries in the world, Cambodia has the opportunity to demonstrate that it is possible to reduce the contamination to a negligible level (very minimal level of casualties and a negative socio-economic impact that can be managed with the appropriate approaches and tools);
- If Cambodia succeeds in eliminating its landmine contamination by 2025 in line with the Maputo Declaration, the country will become, along with Mozambique, another example of the success of the Ottawa process;
- Adoption of the land release methodology has not been limited to Cambodia, but the country most likely represents one of the best case studies for the conduct of BLS, land classification according to the nature of the contamination and for the methodologies to address the threat (C1, C2 and C3);
- The planning and prioritization system developed in Cambodia at the end of the 1990s has been consistently highlighted as an asset to the sector. Although not perfect, the mechanism can provide a useful example for integrating mine action in humanitarian and development frameworks. Cambodia should understand that the system will become – fortunately - less needed with the decrease of the landmine problem. In the long term, the ERW residual contamination response should become decentralized to affected regions of the country and a trained capacity should be able to effectively and efficiently respond to requests from local communities and other stakeholders.

¹⁰¹ See in annex the table of male and female staff in mine action organizations.

11. SUMMARY OF CONCLUSIONS, FINDINGS AND RECOMMENDATIONS

Findings and Conclusions	Recommendations
MAPUTO +15 DECLARATION	
<p>The Review Team supports the alignment of the Cambodian mine action programme with the 'Maputo +15' Declaration because it is more realistic for Cambodia to comply with its APMBBC obligations by 2025 than 2019.</p>	<ul style="list-style-type: none"> ▪ This new strategic perspective should officially confirm the <u>end date</u> (2025) and the <u>end state</u> (completion of APMBBC Article 5) for the national mine action programme in its current arrangement; ▪ The new MA strategy must (1) plan for the exit strategy of its international mine action operators and stakeholders and (2) establish the principles for the setting up of a national residual contamination capacity that will address Cambodia long term ERW contamination; ▪ The RGC should take advantage of the new strategic deadline of 2025 to conduct a political economy analysis of its national mine action assets and define a strategy on the best way to train and deploy them to respond to the long term ERW residual contamination.
NEW MINE ACTION STRATEGY	
<ul style="list-style-type: none"> ▪ The Cambodian alignment with the Maputo +15 Declaration has prompted the development of a new national MA strategy until 2025. The NMAS 2010- 2019 has been developed as a simple, clear, short, operational and straightforward document and this should be commended. However, the strategy articulates main goals and objectives but does not contain a theory of change and transformational shifts explaining how expected results will be achieved. The document elaborates on the BLS and LR as activities, but it does not really demonstrate how it will achieve the expected results; ▪ The strategy does not contain any resources mobilization strategy. There is a single page detailing the cumulative annual amounts that are expected to be provided by development partners to achieve the main goals, but there is no accompanying resources mobilization strategy explaining how those resources can reasonably be mobilized. 	<p>The new 2017--2025 mine action strategy should provide more elaborated strategic guidance:</p> <ul style="list-style-type: none"> ▪ The new strategy should be built around a new theory of change and transformational shifts reflecting the main vision and goals of the sector (compliance with Maputo +15 - end date and end state); ▪ The new strategy should clearly articulate a more focused and straightforward planning mechanism that will ensure that LR operations will be in apposition to comply with the 2025 deadline (focusing in the most densely mine contaminated areas/representing a high threat for neighbouring local communities); ▪ To ensure maximum adhesion, coherence and support from all parties, the development process of the new strategy should be bottom-up and participative, it should involve all stakeholders, including development partners and beneficiaries of the programme as well as all relevant RGC components. Decentralized meetings with stakeholders should be organized in relevant districts and provinces; ▪ The strategy should clearly distinguish between landmines (in line with Maputo Declaration) and ERW / Cluster Munitions contamination and elaborate on the specific measures that will be developed to address those two different threats and problems; ▪ The strategy should outline national plans to prepare the residual contamination response capacity that will take over in 2025; ▪ The strategy should not include excessive numbers of indicators and those indicators should be SMART.
CCM	
<ul style="list-style-type: none"> ▪ Cambodia is reluctant to become a state party to the CCM and conditions its accession to the positions of its neighbours; ▪ With the backing of other CCW state parties, Cambodia' accession will strengthen the international and diplomatic standing of the country in the region. 	<ul style="list-style-type: none"> ▪ The RGC, the Ministry of National Defence (MoND) and the Ministry of Foreign Affairs and International Cooperation should organize consultative meetings and workshops – with the assistance of the CMAA and the International Campaign to Ban Landmines - to explain the obligations of the treaty and the benefits Cambodia can gain from accession, to all national stakeholders and authorities .
CMAA	
<ul style="list-style-type: none"> ▪ CMAA has been consistently described by most respondents as a credible, responsive and engaged national coordinating body; ▪ The architecture of the sector – with the separation between 	<ul style="list-style-type: none"> ▪ The review does not recommend modifying the existing management and coordination structure of the sector as it would be considered as counterproductive as the programme is moving towards an exit strategy; ▪ The legal inconsistency between the CMAA Royal Decree (2000) and the Law against landmines (1999) should be resolved to avoid further distraction from non-essential issues.

<p>the CMAA acting as the RGC regulatory institution and the implementing partners responsible for the conduct of field operations – is commended, is considered in line with internationally recognized best practices and should be maintained in the specific Cambodian context.</p>	
<p>POLICY DIALOGUE AND AID EFFECTIVENESS</p>	
<ul style="list-style-type: none"> ▪ CMAA is holding regular consultative meetings with development partners in Cambodia and at the occasion of international meetings; ▪ In addition, TWG-MA meetings are organized in country and generally take place once a year. However, the TWG-MA meetings do not seem to have influenced substantially the direction of MA in Cambodia over the last five years. 	<ul style="list-style-type: none"> ▪ The policy dialogue should be strengthened with development partners and TWG-MA should take place more regularly, at least two or three times a year. Meetings should be used to engage development partners, collect their opinions and listen to their advice and recommendations on the best strategy for the programme; ▪ The rationale behind the alignment with the Maputo Declaration and the preparation of the new mine action strategy should be clearly explained and should not be seen as a method to attempt extending the programme and international funding to a later date, as this would likely be counterproductive; ▪ CMAA should further improve and strengthen the PBA to further reinforce transparency, cooperation and information exchange within the programme.
<p>RESOURCE MOBILIZATION STRATEGY</p>	
<ul style="list-style-type: none"> ▪ The Cambodian mine action sector does not have an effective resource mobilization strategy. 	<ul style="list-style-type: none"> ▪ Traditional humanitarian donors should be encouraged to continue their support to the sector as long as it is possible and, concomitantly, Cambodia should demonstrate its commitment to move to an end state and close its programme (under its existing model) by 2025; ▪ The cost efficiency of the sector should be boosted: Cambodia will have to achieve more with fewer resources; ▪ Alternative funding to traditional ODA grants should be actively identified; including RGC contributions, loans from IFI, private funding, large development and infrastructure projects and international foundations; ▪ The new resource mobilization strategy should be subject to large publicity and the RGC should organize a high level symposium with all its development partners to communicate its strategy and convince that the programme will be successfully completed by 2025.
<p>REPORTING ON ACHIEVEMENTS</p>	
<ul style="list-style-type: none"> ▪ The review team faced serious difficulties in documenting achievements of the sector against the strategy’s objectives. Some stakeholders interviewed during the review had difficulties understanding objectives and indicators outlined in the NMAS. CMAA reports to the RGC appear to have been limited and the only articulated report developed by the CMAA (in Khmer language) in relation to reaching the strategy objectives, dating from the beginning of 2013 (covering 2010-2012). 	<ul style="list-style-type: none"> ▪ CMAA should appoint a manager and a small team responsible for compiling relevant data, monitoring and documenting progress of the sector against the goals and objectives of the NMAS. A simple and straightforward annual report should be developed and disseminated to all operators, development partners and RGC institutions. Without any consistent and systematic reporting mechanism, it is very challenging for Cambodia to demonstrate progress and positive achievements for the sector. This undermines CMAA’s capacity to maintain development partners’ interest and involvement and its ability to demonstrate that the sector is making strong progress against the strategic goals; ▪ It is understood that the official language in the Cambodian administration is Khmer. It is however also well noted that the NMAS has been elaborated in English at the intention of development partners, international mine action organisations, donors, etc., with the objective of securing support and funding. The review team recommends that CMAA ensures that reports are available in English; ▪ While working on this matrix, the review team faced some difficulties in documenting progress, sometimes because of the high number and complexity of indicators, and sometimes because they are too loosely connected with the intended goals of the strategy. For the new 2025 strategy, it is recommended to decrease the number of indicators of success and ensure that they are SMART.
<p>LAND RELEASE</p>	
<ul style="list-style-type: none"> ▪ The adoption of the land release methodology has been a breakthrough for the mine action sector in Cambodia; ▪ Cambodia clears too much land with no mines or with a very limited amount of APM; 	<ul style="list-style-type: none"> ▪ The land release methodology should be constantly refined and improved. The positive results of the land reclamation survey project and the analysis of the 2015 outputs (by C1, C2, C3) indicate that continued survey activities (NTS/BLS) can be a quick and efficient land release method; ▪ Cambodia should focus more aggressively on A1, A2 and A2.1 classified lands.

<ul style="list-style-type: none"> Based on the land release 2010-2016 A1 figures (10 km²), the Cambodian mine action sector does not appear to be in line with the Maputo +15 Declaration. 	
PLANNING AND PRIORITIZATION	
<ul style="list-style-type: none"> The number of communes in Cambodia is 1,600 and CMAA directives targets a minimum of 160 communes (or 10 percent of the total communes); The surface of Cambodia is 180,035 km² and the BLS estimates that the remaining landmine / ERW contamination is 1,640 km² (or less than 1 percent of the country); Total surface of A1, A2, A2.1 (densely landmine affected areas) represents maximum 200 km² (or 1/1000 of the surface of the country); In the last three years, a total of 150 mine casualties have been documented in 54 communes with 30 communes representing 126 casualties (or 85 percent of total); Mine action assets are spread over too many communes and locations, minimizing the overall impact of the sector and extending unnecessarily the period for attaining the expected end state; The MAPU process is useful to document the requests from local communities for mine action support. But by nature, the MAPU process is too widely geographically spread and is not enough straightforward and focused on top priorities. 	<ul style="list-style-type: none"> Based on the number of communes that have recorded landmine accidents in the last three years, the number of target communes included in the CMAA instructions should be reduced to 70 or 80 instead of 160; CMAA directives should target at village level instead of commune level for maximum precision and accuracy; The sector should use a combination of criteria to establish its priorities: high density of contamination, high level of threat to local communities (documented by casualties) and high socio-economic impact (documented by the MAPU). <p>High risk / high priority areas should combine those following criteria:</p> <ul style="list-style-type: none"> SHA with a high density of landmines contamination (A1 / A2 / A2.1) <u>AND</u> SHA with a strong socio-economic impact and high level of accidents (documented by the proximity to local communities and by casualties). Because of the continued migration process, the sector should develop a basic risk management model based on impact and probability to guide and document a more systematic and organized prioritization mechanism and adapt to population movements.
MRE	
<ul style="list-style-type: none"> Because of the persistence of the landmines/ERW contamination in Cambodia and the extensive MRE programmes and campaigns that have taken place for many years, Cambodian people have become very mine-aware; Because of socio-economic pressure, many poor people are forced to engage in dangerous activities (to cultivate in suspected areas, foraging in forests or tampering with UXO); In northeast Cambodia, ethnic group members (Tampoun) interviewed by the Review team seemed not aware that the area where they live is contaminated by ERW as they have not encountered any unexploded devices or cluster munitions; CMAA/MRE Unit recognizes increasing difficulties to mobilize adult people in affected areas (farms / factories / neighboring countries/cities). To capture the increasing mobile population, a number of operators especially CMAC and MAG have adjusted their MRE approach. CMAC is applying Household visits coupled with the use of Community Based Network composed of village and commune authorities to disseminate information. MAG is considering an adjustment of the time of the community visits (earlier in the morning, or later in the 	<ul style="list-style-type: none"> The MRE methodology should be reviewed to accommodate mobile adult population. The programme should consider using the BLS teams to carry out MRE; MRE activities for the benefits of children should be continued; To face the decline of funding to MRE activities, the use of existing resources should be maximized to target very high risk areas and poor segments of the local population; MRE indicators for the new NMAS should target the outcomes and not only outputs, in order to measure the effectiveness of MRE.

<p>evening) to meet a maximum of villagers;</p> <ul style="list-style-type: none"> ▪ UNICEF has been one of the main donors for MRE to support CMAA in its coordination role and to support MoE in integrating MRE in the school curriculum. However, UNICEF will decrease its financial support to the MRE sector and CMAA and MoE have managed to sustain MRE coordination and key activities (partly covered with the RGC budgets); ▪ Indicators in NMAS do not reflect the effects of MRE efforts. 	
VICTIM ASSISTANCE	
<ul style="list-style-type: none"> ▪ There is a lack of reliable statistics on disability and there is no disaggregated data; ▪ CMAA is substituting to MoSVY by collecting and storing data on disability caused by Mine/ERW and access to rehabilitation services; ▪ Reaching PWD in remote and rural areas remains a challenge for service providers and generally these populations do not receive adequate assistance. Moreover, many people with disabilities are poor and live in remote areas and face barriers to access available services; ▪ There has been a decline of funding since 2013 for the rehabilitation sector, for vocational services and other disability-related services versus a limited increase of national budget for the sector¹⁰²; ▪ Quality of rehabilitation of services is declining due to the gradual exit of INGOs supporting the sector and to the limited capacity of the RGC in taking over the management and operations from exiting INGOs. The range of disability-related services and coverage as well as the quality of the rehabilitation services remain limited; ▪ The RGC structure supporting the implementation of the disability law is relatively complex. Furthermore, most of these bodies do not meet regularly. The overlap of functions between different institutions results in unclear accountabilities. Their effectiveness is questionable. 	<ul style="list-style-type: none"> ▪ VA Data collection and storing: CMAA has developed reporting forms for relevant stakeholders to report their data to CMAA. CMAA records and analyses those data before reporting about VA activities and achievements to RGC. While convenient for the time being, this system should be considered as a temporary measure as it is taking over the responsibility from MoSVY and is adding more responsibility to CMAA; ▪ Services for PWD: CMAA should assign one staff to join the working group of the DRIC programme to contribute inputs and follow up progress achieve in the rehabilitation sector and mobilization of Disabled People Organisation on advocacy; ▪ VA indicators used in the NMAS are not SMART and this is causing reporting difficulties: the new NMAS should include SMART indicators; ▪ No direct VA/livelihood assistance should be delivered by CMAA to landmine/ERW victims or PWD; this responsibility rests with other RGC departments and ministries.
SUPPORT TO MINE ACTION IN CAMBODIA	
<ul style="list-style-type: none"> ▪ International support to mine action in Cambodia has not been decreasing drastically, however some key donors have recently left the sector and will probably not come back. In order to maintain the interest and engagement of the current donors, the sector should demonstrate that the end is in sight; ▪ All development partners met during the review underlined 	<ul style="list-style-type: none"> ▪ Cambodia has only a few years to address the remaining landmine contamination and the sector has to demonstrate how it will finish the job by 2025 in line with the APMBBC Maputo Declaration if it wants to have a chance to extend some of the international assistance until that date. The sector should clearly determine an end date and an end state (eg: "by 2025 the landmines contamination will be eliminated and national operators will have the capacity to address the long term residual contamination with national financial resources only"). ▪ The Cambodian Mine Action Sector as a whole must define a positive narrative: Cambodia is not looking for endless

¹⁰² The decline of external funding and the difficulties faced by MoSVY in sustaining rehabilitation services are confirmed by all stakeholders met by the mission review team.

<p>the fact that the mine action sector is facing fierce competition among humanitarian priorities (protracted crises, migration, natural disasters) for the attention of donors;</p> <ul style="list-style-type: none"> ▪ Recent regional political developments can also lead to a regional shift in donors' priorities: many voiced interest in supporting mine action activities in Myanmar in the near future; ▪ Cambodia will most likely become a LMIC in 2016; Cambodian has also enjoyed increased tax revenues during the last few years and the country has been included by the WB in the list of the Olympic champions of growth in the last decade with uninterrupted annual growth of more than 7 percent. This evolution of the country's economic situation will undoubtedly provoke a shift in the international assistance framework from ODA grants to loans; ▪ It is hoped that traditional ODA grants/humanitarian funding will last as long as possible, but it is not likely that they will be able to support the programme for nine additional years at the current level until 2025; ▪ One main finding is that donors want to be informed about Cambodia's strategy for the future of the sector and especially for the post-2025 period dealing with the residual contamination (and its funding); ▪ Donors expressed their concern about the dependence culture of Cambodia on ODA grants and underlined the imperious necessity for the RGC to increase its contributions to the sector in providing more national resources to national operators. 	<p>funding but will be free of landmines by 2025. The sector should demonstrate how the programme can be a success story and that it can be attractive for donors to be part of this last chapter of that success story;</p> <ul style="list-style-type: none"> ▪ Cambodia should identify alternative funding to compensate the likely decrease of traditional ODA grants/humanitarian funding; alternative solutions to accompany the programme until 2025 could come from International Financing Institution (IFI) in the form of loans, from increased Government contributions or even from private foundations; ▪ National contributions to the sector seem to be quite important already but they should be consolidated and disclosed publicly; they should be transparent to be taken into account officially in the overall budget to the sector; ▪ New donors that are already highly involved in other development projects linked to mine action such as infrastructure or education should be approached (China, South Korea for instance). Countries in the Gulf region have further emerged as powerful humanitarian actors in the recent past and the further stimulation of their interest in mine action could possibly lead to concrete results; ▪ Another emerging pillar of global humanitarian mine action is private funding. As a concrete example, 50 percent of MAG's activities in Cambodia are currently funded by private donors (philanthropic foundation)¹⁰³. A more direct targeting of philanthropic stakeholders possibly also through intermediary actors such as philanthropic advisors could be explored by the Cambodian mine action sector; ▪ Once the new NMAS is developed based on the rationale described above (hopefully before the end of 2016), a high level Symposium should be organized to communicate the final RGC strategy for the Cambodian Mine Action sector (Finishing the Job) and encourage partners' support as long as possible. The high level symposium will be a good opportunity for the RGC to announce transparent and gradually increasing contributions to the sector for the future; ▪ Different funding sources should be articulated and organized according to the nature of the remaining mine action tasks: <ul style="list-style-type: none"> ✓ Humanitarian / ODA grants should address high priority tasks as dense AP contamination representing a high threat to local communities, ✓ RGC funding should support national coordination and regulation functions (CMAA) and support national operators for contract demining and large infrastructure projects, ✓ IFI loans should contribute to large infrastructure or development projects as roads, schools or health facilities, ✓ Private funding will have to support private industrial projects.
<p>GENDER</p>	
<ul style="list-style-type: none"> ▪ The Gender Mainstreaming Action Plan is developed as a separate document and is perceived as an additional task, not as a compulsory requirement to increase inclusiveness and equity; ▪ The Gender Mainstreaming Action Plan does not include a budget estimate; ▪ The GMT is tasked to develop the annual plan and budget. However, the annual plan and budget seemed to be in line with the CFII project rather than the Gender Mainstreaming in Mine Action Plan 2013-2015; ▪ CMAA and all operators have demonstrated some efforts in not only employing women but promoting women in a decision making position. However, at present women represent only 12 percent of the total staff of CMAA and all operators; 	<ul style="list-style-type: none"> ▪ Gender Mainstreaming in Mine Action Plan (2017-2025) should be aligned with the new NMAS and gender indicators should be mainstreamed under each MA component and include a gender budget; ▪ An M&E framework should be developed and report should be made against indicators; ▪ Participation and contribution of women at village level in the prioritization and planning of land for clearance should be encouraged and monitored by CMAA/GMT; ▪ Efforts undertaken by CMAA and all operators to ensure employment opportunities for women/PWD and involvement in decision making processes should be pursued.

¹⁰³ Meeting Review team with MAG representative, 21 March 2016 in Phnom Penh.

<ul style="list-style-type: none"> ▪ Focused group discussion conducted by the Review team found mixed results concerning the participation of women at the village level in the planning and prioritization of the polygons; ▪ There will be an assessment of the performance, results and effectiveness of Gender Mainstreaming in Mine Action Plan 2013-2015. Findings and lessons learned from the assessment should feed into the development of the new strategy. 	
INFORMATION MANAGEMENT	
<ul style="list-style-type: none"> ▪ IMSMA was upgraded to IMSMA V6 in June 2014, though the latest patches (bugs fixed) provided by GICHD have not been systematically applied both on the server and the client machine as often as is required; ▪ A strong commitment by all CMAA DBU staff members to reach a higher level of data quality and to make further improvements was clearly evident by the GICHD IM assessment, which commended the good direction of the CMAA management and the technical and financial support provided by NPA Cambodia; ▪ The Database Unit of CMAA possesses the skills and knowledge to realize solutions to the increasing analysis and reporting requirement of the CMAA management. 	<ul style="list-style-type: none"> ▪ All operators' IMSMA terminals should be upgraded and necessary patches should be provided, so that everyone remains on the same IMSMA version. Applying new patches as soon as it becomes available is highly recommended and will improve IMSMA performance and stability; ▪ The CMAA management should make full use of the available data from IMSMA by defining its own indicators to support its decision making processes; ▪ The development of a single and integrated Information Management Department within the Authority should improve the existing situation. This department should operate as a very responsive one-stop shop and, to avoid conflicting data and confusion among stakeholders, it should be the only department that should be authorized to communicate information and data outside of the organization. This would ensure that data are consistent, standardized and do not vary every day as it is the case now. It is well understood that data are continuously updated, however regular/monthly publications of sector achievements and data should be organized, timely and simplified. The CMAA website should host these data.
ARMAC	
<ul style="list-style-type: none"> ▪ For the time being, ARMAC is like an empty shell, which means that ASEAN can actually shape it to fit all purposes and needs identified by the regional body; ▪ ARMAC is considered as a window for outside resources and for regional capacity building exchanges and South-South cooperation. 	<ul style="list-style-type: none"> ▪ If requested by the parties, assistance from GICHD and JMU to ARMAC could eventually be discussed with MoFA; ▪ Opinions from all stakeholders should be taken into account in defining the most appropriate model for the regional centre.

12. ROYAL GOVERNMENT OF CAMBODIA RESPONSE

Message sent to Mr. Bonnet, Head, Risk Management, GICHD

July 8, 2016

Thank you very much for the submission of the final edited report. We would like to thank you and your team for the hard and outstanding work in reviewing the Cambodia mine action sector and the quality of this report.

Relevant report recommendations have been considered in the development of the new NMAS 2017-2025; and CMAA will use relevant those insightful recommendations to further improve the sector.

Once again, thank GICHD for the contribution to the sector Review.

With kindest regards,

LY Thuch
Senior Minister
Second Vice President & Secretary General CMAA

13. ANNEXES

Annex 1: Programme of the field phase of the review mission

Annex 2: Bibliography and documentation consulted during the review

Annex 3: Results of the SWOT and Round Robin analysis conducted with stakeholders

Annex 4: List of individuals and organizations met during the review

Annex 5: List of the 35 most affected communes by casualties – last 5 years

Annex 6: List of the 30 most affected communes by casualties – last 3 years

Annex 7: Detailed land release data by C1, C2, C3 and by land classification 2010-2015

Annex 8: Male and female staff within CMAA and operators (by positions)

Annex 9: Scope of the highest priority areas to be addressed in Cambodia before 2025

Annex 10: List of organizations active in disability and rehabilitation

Annex 11: Contributions to CfR II

Annex 12: Summary of the focus groups discussions findings

**Annex 1:
Programme of the field phase of the Review Mission**

Date	Time	Organization	Person to meet	Object / Activity	
MON 29/2	08:30	UNDP	- Mr. Tong Try, Senior National Project Officer Clearing for Results Project	Confirmation of Review Mission Plan and Methodology	
	09:00	CMAA	- H.E Prum Sophakmonkol, Secretary General	Overview of the Review Mission / Preparation Stakeholders Meeting	
	10:00	CMAA	- H.E Chan Rotha, Deputy Secretary General - H.E Chhiv Lim, Adviser to CMAA and Director SEPD - Mr. Tan Sara, Database Unit Manager - Mr. Nguon Mono Ketya, Deputy Director SEPD	Information management, Database Unit, CMVIS and reporting	
	14:00		- Stakeholders Meeting at CMAA Refer to list of participant in the annex	Collect SWOT of mine action	
TUE 1/3	09:30	UNDP	- Mm. Setsuko Yamazaki, Country Director	With CFR project staff / UNDP future mine action strategy / CFR evaluation	
	11:00	CMAA	- Mr. Nguon Mono Ketya, Deputy Director, SEDP	CMVI: Mine causalities, information collection procedures/network, reporting, harmonisation/integration	
	14:00	CMAA	- Mr. Tan Sara, Database Unit Manager	IMSMA: functionality, tools, methodology, procedures, standard, decentralisation	
WED 2/3	09:00	CMAC	- H.E Heng Rattana, Director General - H.E Oum Phumro, Deputy Director General - H.E Prum Sounpraseth, Director of International Cooperation and Project Management Department	CMAC and strategic mine action issues	
	11:00	CMAC	- H.E Leng Sochea, Vice Chairman of Governing Council	CMAC and strategic mine action issues	
	14:00	NPA	- Mr. Aksel Steen Nilsen, Country Director	MAG Operations	
	14:00	CMAA	- H.E Mm Peang Sovannary, Gender Advisor and Chairperson of Mine Action Gender Group - Mr. Seng Chheng, Deputy Director, Public Relation Department - Ms. Ros Sophal, GIS Officer and Gender Working Group	Gender Mainstreaming Working Group	
THU 3/3	10:30	Australia	- Mr. Tokyo Bak, Senior Program Manager, DFAT	Australia support to mine action / future strategy	
	14:30	Switzerland	- Mr. Sovannarith Hem, Programme Manager Agriculture and Food Security	Switzerland support to mine action / future strategy	
	16:00	Canada	- Mr. Francis Huot, Charge D'Affaires Embassy of Canada	Canada support to mine action / future strategy	
FRI 4/3	09:00	Japan	- Mr. Toshiki Fujimoto, Second Secretary, Embassy of Japan - Mr. Go Tsuruta, Second Secretary, Economic and ODA Section, Embassy of Japan - Ms. Hiromi Fuchikami, Project Formulation Advisor, JICA	Japan support and strategy	
	09:00	CMAA	- Mr. Mao Bunnhath, Director Victim Assistance Department - Mr. Nhy Nhar, Deputy Director Victim Assistance Department	Victim Assistance / disability	
	10:30	EXEED / CSPO	- Mr. Heang Thearith, Acting Central Rehabilitation Program Manager - Mr. Sam Bunthoeun, Administration Manager	Victim assistance / disability	
	14:00	ICRC	- M. Bart Vermeiren, Head of Mission	Victim assistance / disability	
SAT 5/3	07:30	Travel	- Road to Rattanakiri		
SUN 6/3	08:30	NPA	- Mr. Hy Bunhok, Deputy Programme Manager Humanitarian Disarmament Programme	Field Visit with NPA Rattanakiri all day International Demining Operator	

			<ul style="list-style-type: none"> - Mr. Lim Sophorn, Project Manager - Ms. Phorn Chan, Operation Officer - Mr. Ulric Erickson, Technical Field Manager 	Focus groups meetings	
MON 7/3	08:00	Rattanakiri	<ul style="list-style-type: none"> - MAPU / PMAC Refer to list of participant in the annex 	Rattanakiri MAPU / PMAC	
	10:00	Travel	<ul style="list-style-type: none"> - Road to Phnom Penh 		
TUE 8/3	08:00	Travel	<ul style="list-style-type: none"> - Road to Pailin 		
	16:00	Pailin	<ul style="list-style-type: none"> - MAPU / PMAC Refer to list of participant in the annex 	Pailin MAPU / PMAC	
WED 9/3	08:00	NPMEC	<ul style="list-style-type: none"> - Major General Ken Sosavoeun Deputy General Director - Commander Nou Sovannara 	Field Visit with NPMEC Pailin all day International Demining Operator Focus groups meetings	
THU 10/3	08:00	Community Member	<ul style="list-style-type: none"> - Mr. Long Laen 	Village Demining	
	10:00	MAPU / PMAC	<ul style="list-style-type: none"> - MAPU / PMAC Refer to list of participant in the annex 	Battambang MAPU / PMAC	
	14:00	MAPU / PMAC	<ul style="list-style-type: none"> - MAPU / PMAC - Refer to list of participant in the annex 	Bantey Meanchey MAPU / PMAC	
FRI 11/3	08:00	CMAC	<ul style="list-style-type: none"> - Mr. Som Virak, Regional Manager Refer to list of participant in the annex 	Field Visit with CMAC Bantey Meanchey all day National Demining Operator Focus groups meetings	
SAT 12/3	All Day	Battambang	<ul style="list-style-type: none"> - DESK WORK 	DESK WORK	
	19:30	District Governor	<ul style="list-style-type: none"> - Mr. Chea Sambath, District Governor of Sampov Loun 	New settlers, contaminated lands that are not registered in the baseline, high risks for the villagers, prioritisation and planning	
SUN 13/3		Battambang	<ul style="list-style-type: none"> - DESK WORK 	DESK WORK	
MON 14/3	08:00	MAG	<ul style="list-style-type: none"> - Mr. Thar Thouen, Field Operations Manager - Mr. Cliff Allen, Technical Field Manager 	Field Visit with MAG Battambang all day Focus groups meetings	
TUE 15/3	09:00	Travel	<ul style="list-style-type: none"> - Road from Battambang to Siem Reap 	Arrival of Anna-Lena Schluchter, GICHD	
	14:00	CSHD	<ul style="list-style-type: none"> - Mr. Aki Ra, Director - Ms. Sophin Sophary, Operation Manager - Mr. Bora Chhun, Training and Monitoring Officer 	Local NGO, local Demining Operator, Community Demining	
WED 16/3	08:00	HALO Trust	<ul style="list-style-type: none"> - Mr. Matthew Hovell, Country Director - Ms. Suzanne Smale, Local Manager (Anlong Veang) - Ms. Alex Cunningham, Programme Support Officer Manager - Mr. Lasha Lomdize, Operations Manager - Mr. Saro, Operations Officer - Mr. Nhim Rina, Location Manager, Thma Puok - Mr. Seang Sokvy, Office Manager, Siem Reap 	Meeting HALO office in Siem Reap International Demining Operator	
	13:00	Travel	<ul style="list-style-type: none"> - Road to Samrong Oddar Meanchey 		
	16:00	Oddar Meanchey	<ul style="list-style-type: none"> - MAPU / PMAC Refer to list of participant in the annex 	Oddar Meanchey MAPU / PMAC	
THU 17/3	AM	HALO Trust	<ul style="list-style-type: none"> - Mr. Matthew Hovell, Country Director - Ms. Alex Cunningham, Programme Support Officer Manager - Mr. Saro, Operations Officer - Mr. Nhim Rina, Location Manager, Thma Puok 	Field Visit with HALO Oddar Meanchey all day Focus groups meetings	
FRI 18/3	09:00	US Embassy	<ul style="list-style-type: none"> - Mr. Samuel Downing, Political Officer, US Embassy Phnom Penh 	Funding mine action	

			<ul style="list-style-type: none"> - Ms. Emma Atkinson, Program Manager, US Department of State, Bureau of Political-Military Affairs - Ms. Hannah Kessler, Assistant Programme Manager, Office of Weapons Removal and Abatement, US Department of States - Ms. Darlene Roquemore, Special Assistant to the Director, Office of Weapons Removal and Abatement, US Department of State 		
	14:00	BACTEC	<ul style="list-style-type: none"> - Mr. Pich Phalkun, National Operations Manager - Mr. Thomas Gamgee FCCA, Business Accountant 	Private Sector Demining 012 424569	
SAT 19/3	17:30	NPA	<ul style="list-style-type: none"> - Mr. Oum Sang Onn (Sam Oun), Project Manager, DFID Mine Action Capacity Development 	DFID capacity building project	
SUN 20/3	17:00	Phnom Penh	<ul style="list-style-type: none"> - Mr. PAUL DAVIS 	Mine Action Evaluation	
MON 21/3	09:00	MAG	<ul style="list-style-type: none"> - Mr. Greg Crowther, Country Director 	MAG Operations	
	09:00	CMAA	<ul style="list-style-type: none"> - Mr. Seng Dara, Deputy Director, Public Relations Department and Chief of MRE Office 	MRE	
	14:00	HI	<ul style="list-style-type: none"> - Mr. Gilles Nouzies, Country Director 	Victim Assistance and Disability	
	15:30	ADB	<ul style="list-style-type: none"> - Mr. Jan Hansen, Senior Country Economist - Mr. Piseth Long, Senior Project Officer - Ms. Mia Hyun, Social Sector Development Specialist 	Funding alternative	
	16:00	CMAA	<ul style="list-style-type: none"> - H.E Chan Rotha, Deputy Secretary General - Mr. Hal Judge, Strategic Planning Adviser, ABV 	NMAS Indicators and progress inputs	
	18:30	CoM	<ul style="list-style-type: none"> - Mr. Raoul Jennar, Advisor CoM 	Mine Action current context and future strategy	
TUE 22/3	09:00	CMAA	<ul style="list-style-type: none"> - Mine Action Gender Working Group - Refer to enclosed list of participants 	Mine Action Gender Working Group – preparation articulation of goals/objectives/indicators for new strategy 2017-2025	
	11:00	German Embassy	<ul style="list-style-type: none"> - Ms. Daniela Dempf, First Secretary and Deputy Head of Mission 	Funding alternative	
	14:00	BATEC	<ul style="list-style-type: none"> - Mr. Owen R Holmes, Regional Manager Asia 	Demining Private Sector	
	18:00	CMAA	<ul style="list-style-type: none"> - H.E Prum Sopheakmongkol, Secretary General, CMAA - Mr. Tong Try, UNDP Senior National Advisor 	Mine Action future strategy	
WED 23/3	08:30	NPMEC	<ul style="list-style-type: none"> - H.E Uch Sieng, Deputy Director - H.E Oum Vanna, Advisor - Mr. Oum Meas, Coordinator 	NPMEC and strategic mine action issues	
	15:00	MoSVY	<ul style="list-style-type: none"> - HE Sem Sokha, Secretary of State in charge of Disability issue - Mr. Lao Veng, Director Department Disability and Welfare - Mr. Ean Sarath, Director of Welfare and Rehabilitation Unit, DAC 	Mine Victim Assistance	
THU 24/3	09:00	EU	<ul style="list-style-type: none"> - Mr. Egbert Walter, Counsellor, Deputy Head of Co-operation 	EU mine action support and strategy	
	11:40	UK Embassy	<ul style="list-style-type: none"> - H.E Ambassador 	UK mine action support and strategy	
	14:30	CMAA	<ul style="list-style-type: none"> - H.E Prak Sokhonn, Secretary General and Minister Ministry of Telecommunications 	Strategy mine action	

FRI 25/5	09:00	GICHD	- Team Preparation for Debriefing		
	15:00	CDPO	- Mr. Ngin Saorath, Executive Director	Victim assistance and disability	
	18:30	JICA	- Ms. Hiromi Fuchikami, Project Formulation Advisor	Donor assistance	
SAT 26/3		Phnom Penh			
SUN 27/3		Phnom Penh			
MON 28/3			- Arrival Marc Bonnet		
	09:00	NPA	- Mr. Jan Erik Stoa, Programme Manager	NPA programme	
	14:00	GICHD	- Team Preparation for Debriefing		
TUE 29/3	10:00	GICHD	- Team Preparation for Debriefing		
	14:30	UNDP	- Mm. Setsuko Yamazaki, Country Director - Nathararoun NGO, Head of Programm Unit	GICHD	
	14:00	UNICEF	- Mr. Chhaya Plong, Child Protection Officer, UNICEF	Victim Assistance / MRE	Cancelled by UNICEF due to trip to the provinces
WED 30/3	09:00	CMAA	- HE Prum Sophakmonkol, Secretary General	Debriefing with Review Team / Discussion about the findings and recommendations	Cancelled by CMAA due to trip to the provinces
THU 31/3	14:00		- Stakeholders Meeting 2 at CMAA - Refer to list of participants in annex	Presentation of the main findings and recommendations of the Review mission	

Annex 2:

Bibliography and documentation consulted by the review team

Royal Government of Cambodia (RCG)

- “Rectangular Strategy” for Growth, Employment, Equity and Efficiency Phase II First Cabinet Meeting of the Fourth Legislature of the National Assembly at the Office of the Council of Ministers Phnom Penh, RCG 26 September 2008
- Rectangular Strategy Phase III
- National Strategic Development 2009-2013, RCG 30 June 2010
- National Strategic Development 2014-2018, RCG 17 July 2014
- Royal Decree establishing the Legal Status of The Cambodian Mine Action and Victim Assistance Authority, RCG 4 September 2000
- RCG Request for an extension of the deadline for completing the destruction of anti-personnel mines in mined areas in accordance with Article 5, Submitted to Ambassador Jürg Streuli of Switzerland, President of the Ninth Meeting of the States Parties to the Convention, RCG 24 August 2009
- RCG Statement by Cambodia on Victim Assistance, Geneva Switzerland, 30 November – 4 December 2015
- Partnership Principles for the Implementation of the National Mine Action Strategy 2010-2019, Cambodian Mine Action Authority (CMAA) 4 April 2011
- National Mine Action Strategy (NMAS) 2010-2019, Cambodian Mine Action Authority (CMAA) November 2010
- Cambodian Mine Action Authority (CMAA) website: CMAA Structure, Landmines and ERW Monitor Annual Reports, Victim Assistance, Mine Risks Education, Gender
- Revised Policy and Operational Guidelines on Socio-Economic Management of Mine Clearance Operations, Cambodian Mine Action Authority (CMAA) September 2011
- RCG, Circular No5, May 2013
- RCG, Decision No57, July 2015
- Progress Report on the Implementation of the National Mine Action Strategy 2010-2012, Cambodian Mine Action Authority (CMAA) February 2013
- DRAFT Annual Report 2015 on the Implementation of the National Mine Action Strategy (Khmer), Cambodian Mine Action Authority (CMAA) 2015
- DRAFT National Strategic Plan for Mine Action in Cambodia, First Edition, Produced by the Cambodian Mine Action and Victim Assistance Authority (CMAA) 2015
- CMAA DBU: Reports from websites; Land released figures for years from 2010 to 2015 for A1, A2 and A2.1 polygons; Contaminated Land figures up to December 2016 / and land release statistics per year and land classification; Mine assets deployment at commune level; list of 2015 released polygons [including polygons with no device found (no AP, no AT and no ERW) that were cleared totally by C3 only (and by operators), and polygons with only ERW found, cleared by C1, C2, C3 and by operators]; list of priority communes based on 5 and 3 years casualties;
- CMVIS: Mine/ERW casualties from 1979 to 2015.
- Gender Mainstreaming in Mine Action Plan 2013-2015, Cambodian Mine Action Authority (CMAA) January 2013
- Gender Mainstreaming Team/CMAA, Summary in English Annual Reports 2011, 2012, 2013, 2014, 2015
- Gender Mainstreaming Team/CMAA, Power Point Presentation in Khmer 2015, Gender Mainstreaming Action Plan, Results Achieved from 2012 to 2015
- Gender Mainstreaming Team/CMAA, Training Report “The Concept of Gender Mainstreaming and Coordination Skills” to 15 heads of MAPUs, 24-25 April 2014
- Report on the Results of the Baseline Survey in 124 Districts, 2013,
- Capacity Assessment Report and Capacity Building Plan of the Department of General Administration, Cambodia Mine Action Authority (CMAA), January 2011.
- Partnership Principles for the implementation of the national mine action strategy 2010-2019 as a single framework for mine action related assistance,
-

United Nations for Development (UNDP)

- Clearing for Results Project CFI, Final Project Report, UNDP November 2011,
- Clearing for Results Project CFII, Mid-term Review Report, UNDP June 2013
- Report Evaluation of the UNDP contribution in mine action, UNDP January 2016
- Clearing for Results Project CFII, DRAFT Annual Report 01 January to 31 December 2015
- Clearing for Results Project CFII, Budget CFII - Expenditure by Donor, 2011-2016 (Jan-Feb), UNDP 2016
- Clearing for Results Project CFII, Table 2: Funding Contribution Schedule and Disbursement (by year), UNDP Financial Status March 2016
- Clearing for Results Project CFII, Impact Assessment Survey Report, UNDP 2015

- Clearing for Results Project CFII, Final Draft Evaluation, UNDP December 2015
- UN Gender Guidelines for Mine Action Programmes, UNDP March 2010
- Cambodia Gender Equality Strategy 2014-2017 Future We Want: Rights and Empowerment in Cambodia, UNDP 2014
- Post-Clearance Land Use in Cambodia, United Nations Development Programme, 15 March 2013

Geneva International Centre for Humanitarian Demining (GICHD)

- Information Management Capacity Assessment, Baseline report CMAA Cambodia, GICHD 04-08 May 2015
- Transitioning Mine Action Programmes to National Ownership, Cambodia, GICHD March 2012

OTHERS

- Mine Action Team Report for the Third APMBC Review Conference, Norwegian People's Aid June 2014
- Landmine and Cluster Munitions Monitor, Cambodia (<http://www.the-monitor.org/en-gb/MonitorSearch?year=0&report=§ion=&country=Cambodia>)
- Presentations of project from each operator
- Assets deployment from each operator
- The Journal of ERW and mine action, Munitions Risks Education in Cambodia, Sambath Chan, Cambodia Mine Action Centre 2013
- Disability Right Initiative Cambodia (DRIC), Joint Programme Document, December 2013
- Disability Rights in Cambodia, SIDA January 2015
- Cambodia Power Presentation, Meeting to Review and Plan for Expanded Delivery of Disability Inclusive Health and Rehabilitation Services 11-13 November, 2015 Manila, Philippines
- Mine Action Strategy for the Australian aid program 2010-2014, Australia,
- Development for All 2015-2020, Australian Government May 2015, Strategy for strengthening disability-inclusive development in Australia's aid program.
- Review of the Cambodian Mine Action and Victim Assistance Authority 2011-2013 bidding processes, GICHD, 2013,
- CDRI, Outcome Assessment Methodology of Mine clearance in Cambodia, Final Report Submitted to CMAA-UNDP, 30 July 2012,
- SDC Cambodia Country Strategy, 2013-2017

**Annex 3:
Results of the SWOT and Round Robin analysis conducted in Phnom Penh on 29/2/2016**

SWOT MATRIX	Positive influence / impact	Negative influence / impact
Internal Factors	STRENGTHS Good sector leadership Presence of national and international capacities and expertise Well structured, well mature and well-regulated sector RGC commitment Legal framework National mine action strategy Land release methodology Planning and prioritization system Positive achievements / 50% cleared CMAS Victim assistance / CSPO / PRC Engagement of DP	WEAKNESSES Decreasing financial resources Prioritization and planning Lack of good data Sector coordination Poor mine clearance efficiency Regulations and standards incompliance Limited national ownership Limited mechanical capacity Ageing deminers Lack of inclusive national strategy MRE not appropriate
External Factors	OPPORTUNITIES International / regional exchanges Cambodia Middle Income Country New resources opportunities Linking MA and development New technologies	THREATS International context / diverting attention Reduction of casualties / competing interests (road safety) Environment (deforestation) Poverty (people clearing themselves) Huge remaining contamination

Round Robin

<i>Great achievements of the sector</i>	Application of land release methodology (8) Release of substantial SHA (5) Drop of casualties (3) Existing information about remaining contamination (2) National commitment (2) Others (1): Information management, diving team, maturity, international exchange, MA integrated in MDG / SDG, CMVIS, solid institutions, advanced clearance techniques, cost effectiveness, MAPU
<i>Major issues for the sector</i>	Declining resources (8) Large remaining contamination (3) Others (1): reporting to CMAA, lack of efficiency in land release, mis-allocation of cleared land to rich people, poverty increasing risk taking behaviors, donors alignment, linkage to poverty reduction, MAPU, access to K5, VA not enough addressed, RGC funding, CMAS enforcement, information management, VA not integrated in national policies, not enough MRE
<i>Great ideas to improve the sector</i>	Increase funding from RGC (2) Others (1): strengthen LR methodology, continue BLS, CMAA mandate compliance, speed up reporting to CMAA, strengthen VA strategy, reallocate assets to K5, stop clearing MF with no mine, more resources to MAPU, balance resources between geographic areas, mainstream MA in public investment plans, maximize informal / private sector contributions, improve coordination, improve resources mobilization strategy, increase technical skills, review planning and prioritization, encourage privatization, combine CMAA and CMAC in one organization, provision of support to other countries, engage USA for UXO clearance, deploy MA units in all provinces, new technologies, maintain interest of donors, improve annual reporting against strategic goals, increase national resources to encourage development partners

Annex 4:

Lists of individuals and organizations met during the review mission

Cambodian Mine Action and Victim Assistance Authority - CMAA

- H.E Prak Sokhonn, 1st Vice President of the Cambodian Mine Action and Victim Assistance Authority (CMAA) and Minister Ministry of Telecommunications
- H.E Prum Sophakmonkol, Secretary General and Clearing for Results Project Director
- H.E Chan Rotha, Deputy Secretary General
- Mr. Prom Serey Audom, Head of Secretariat
- H.E Chhiv Lim, Adviser to CMAA and Director Socio-Economic Planning and Development (SEPD)
- Mr. Nguon Mono Ketya, Deputy Director Socio-Economic Planning and Development (SEPD)
- Mr. Tan Sara, Database Unit Manager
- H.E Mm Peang Sovannary, Gender Advisor and Chairperson of the Gender Mainstreaming Technical Reference Group
- Mr. Eng Pheap, Director Public Relations Department and Chief of the Gender Mainstreaming Technical Reference Group
- Mr. Seng Chheng, Deputy Director Public Relations Department and Vice Chief of the Gender Mainstreaming Technical Reference Group
- Ms. Ros Sophal, GIS Officer and Gender Working Group
- Mr. Mao Bunnhath, Director Victim Assistance Department
- Mr. Nhy Nhar, Deputy Director Victim Assistance Department
- Mr. Seng Dara, Deputy Director, Public Relations Department and Chief of Mine Risk Education (MRE) Office
- Mr. Hal Judge, Strategic Planning Adviser, Australian Business Volunteer seconded to CMAA

United Nations Development Program - UNDP

- Mm. Setsuko Yamazaki, Country Director
- Mr. Nathararoun NGO, Head of Programm Unit
- Mr. Tong Try, Senior National Project Officer, Clearing for Results Project
- Ms. Samedy Suong, Project Coordinator, Clearing for Results Project

Cambodia Mine Action Centre – CMAC Phnom Penh

- H.E Heng Rattana, Delegate of the Royal Government in charge as Director General
- H.E Oum Phumro, Deputy Director General
- H.E Prum Sounpraseth, Director of International Cooperation and Project Management Department
- H.E Leng Sochea, Vice Chairman of Governing Council

CMAC Banteay Meanchey

- Mr. Som Virak, Regional Operations Manager
- Mr. Moun Seang, Team Leader Bac16
- Mr. Hem Phalkun Chief Unit 130
- Mr. Ut Ravoun S/C Survey
- Mr. Hun Narith T.L
- Mr. Sinbun Chivonn T.S.S
- Mr. Vor Vatanak Medical Officer
- Mr. Soum Socheat Sn. OPS
- Mr. Kong Sakol Planning Officer DU1
- Ms. Tieng Sovanphalla Project Coordinator CBMRR

National Centre for Peacekeeping Forces and Explosive Remnants of War Clearance -NPMEC Phnom Penh

- H.E Uch Sieng, Deputy Director
- H.E Oum Vanna, Advisor
- Mr. Oum Meas, Coordinator

NPMEC Pailin

- Major General Ken Sosavooun Deputy General Director
- Commander Nou Sovannara

Norwegian People's Aid – NPA Phnom Penh

- Mr. Aksel Steen Nilsen, Country Director
- Mr. Jan Erik Stoa, Programme Manager

- Mr. Hy Bunhok, Deputy Programme Manager Humanitarian Disarmament Programme
- Mr. Oum Sang Onn (Sam Oum), Project Manager, DFID Mine Action Capacity Development

Norwegian People's Aid - Rattanakiri

- Mr. Lim Sophorn, Project Manager
- Ms. Phorn Chan, Operation Officer
- Mr. Ulric Erickson, Technical Field Manager

Mine Action Group - MAG Phnom Penh

- Mr. Greg Crowther, Country Director

MAG Battambang

- Mr. Thar Thouen, Field Operations Manager
- Mr. Khan Thavireak, Community Liaison Officer
- Mr. Cliff Allen, Technical Field Manager

Cambodian Self Help Demining - CSHD

- Mr. Aki Ra, Director
- Ms. Sophin Sophary, Operation Manager
- Mr. Bora Chhun, Training and Monitoring Officer

The HALO Trust

- Mr. Matthew Hovell, Country Director
- Ms. Suzanne Smale, Local Manager (Anlong Veng)
- Ms. Alex Cunningham, Programme Support Officer Manager
- Mr. Lasha Lomdize, Operations Manager
- Mr. Saro, Operations Officer
- Mr. Nhim Rina, Location Manager, Thma Puok
- Mr. Seang Sokvy, Office Manager, Siem Reap

BACTEC

- Mr. Owen R Holmes, Regional Manager Asia
- Mr. Pich Phalkun, National Operations Manager
- Mr. Thomas Gamgee FCCA, Business Accountant

MAPU / PMAC Rattanakiri

- H.E Nhem Sam Oeun, Provincial Vice Governor and Chairman of PMAC at Rattanakiri
- Mr. Moeng Sineath, Chief MAPU
- Ms. Chea Samphors, MAPU Planning
- Mr. Kimleong, MAPU Database

MAPU / PMAC Pailin

- H.E Koeut Sothea Provincial Governor and Chairman of PMAC at Pailin
- Mr. Cheom Sambath, Chief MAPU
- Mr. Loung Serey, MAPU Database
- Mr. Nao Socheata, MAPU Member

MAPU / PMAC Battambang

- Mr. Som Mony, MAPU Member
- Mr. Tith Ravy, MAPU Member
- Mr. Suo Narath, MAPU Member
- Mr. Voeng Vuthy, MAPU Member
- Mr. Sean Thai Thav, MAPU Member

MAPU / PMAC Banteay Meanchey

- H.E Kousoum Saroeut, Provincial Governor and Chairman of PMAC at Banteay Meanchey
- Mr. Leung Ranin, Chief MAPU
- Mr. Sek Chhunleng, Vice Chief MAPU
- Mr. Hun Sambath, MAPU Member
- Mr. Voeun Tola, MAPU Member

- Mr. Rith Buirin, MAPU Member

MAPU / PMAC Oddar Meanchey

- H.E Vut Paranin, Deputy Provincial Governor and Chairman of PMAC at Oddar Meanchey
- Mr. Mon Bunsong, Chief MAPU
- Mr. Ham Bo, MAPU Member
- Mr. Nguon Chanvuthy, MAPU Member
- Mr. Teak Channa, MAPU Member
- Mr. Yorn Yut, Admin. Officer, City Hall

LOCAL AUTHORITIES

- Mr. Chea Sambath, District Governor of Sampov Loun, Battambang province
- Mr. Nhem Pov, Village Chief, Village, O Chrov Village, O Bei Chhorn Commune, Seila Khmer District, Banteay Meanchey province
- Village Chief, Village Chub Koki, Ampil Commune, Banteay Ampil District, Oddar Meanchey province

LAND OWNER

- Mr. Long Laen, Kamrieng District, Battambang province

MINISTRY OF SOCIAL AFFAIRS VETERANS AND YOUTH REHABILITATION (MOsVY)

- HE Sem Sokha, Secretary of State in charge of Disability issue
- Mr. Lao Veng, Director Department Disability and Welfare
- Mr. Ean Sarath, Director of Welfare and Rehabilitation Unit, DAC

International Committee of the Red Cross - ICRC

- M. Bart Vermeiren, Head of Mission

UNICEF

- Mr. Chhaya Plong, Child Protection Officer (Email)

CSPO / EXEED

- Mr. Heang Thearith, Acting Central Rehabilitation Program Manager
- Mr. Sam Bunthoeun, Administration Manager

Handicap International

- Mr. Gilles Nouzies, Country Director Cambodia and Thailand

Cambodian Disabled People Organisation - CDPO

- Mr. Ngin Saorath, Executive Director

Swiss Agency for Development and Cooperation - SDC

- Mr. Sovannarith Hem, Programme Manager Agriculture and Food Security

Embassy of Australia

- Mr. Tokyo Bak, Senior Program Manager Disability and Mine Action, Development Cooperation

Embassy of Canada

- Mr. Francis Huot, Charge D'Affaires

German Embassy

- Ms. Daniela Dempf, First Secretary and Deputy Head of Mission

British Embassy

- H.E Ambassador, Mr. Bill Longhurst

Embassy of Japan

- Mr. Toshiki Fujimoto, Second Secretary, Embassy of Japan
- Mr. Go Tsuruta, Second Secretary, Economic and ODA Section, Embassy of Japan
- Ms. Hiromi Fuchikami, Project Formulation Advisor, JICA

Embassy of the United States of America

- Mr. Samuel Downing, Political Officer, US Embassy
- Mr. Sovatha Ann, Political Specialist, US Embassy
- Ms. Emma Atkinson, Program Manager, US Department of State, Bureau of Political-Military Affairs
- Ms. Hannah Kessler, Assistant Programme Manager, Office of Weapons Removal and Abatement, US Department of States
- Ms. Darlene Roquemore, Special Assistant to the Director, Office of Weapons Removal and Abatement, US Department of State

Delegation of the European Union

- Mr. Egbert Walter, Counsellor, Deputy Head of Co-operation

Asian Development Bank

- Mr. Jan Hansen, Senior Country Economist
- Mr. Piseth Long, Senior Project Officer
- Ms. Mia Hyun, Social Sector Development Specialist

World Bank

- Mr. Bou Saroeun, Communications Officer (Email)

Consultant

- Mr. Paul Davis, Consultant (Evaluation CFII)

Council of Minister

- Mr. Raoul Jennar, Advisor

Annex 5:

The 35 most affected communes (Mine Casualties) for 2011 – 2015 (82% of total casualties)

<i>Mine Victims in Cambodia 2011 - 2015 / 73 communes by decreasing order</i>				
Preah Vihear	Choam Khsant	Kantuot	130306	16
Banteay Meanchey	Svay Chek	Sla Kram	10803	14
Oddar Meanchey	Trapeang Prasat	Ou Svay	220503	14
Battambang	Samlout	Samlout	20905	13
Battambang	Rotanak Mondol	Sdau	20701	13
Oddar Meanchey	Banteay Ampil	Kouk Mon	220204	12
Oddar Meanchey	Trapeang Prasat	Preah Pralay	220504	11
Banteay Meanchey	Thma Puok	Kouk Romiet	10702	10
Pursat	Veal Veaeang	Thma Da	150605	10
Oddar Meanchey	Samraong	Koun Kriel	220403	10
Banteay Meanchey	Thma Puok	Banteay Chhmar	10701	9
Banteay Meanchey	Malai	Malai	10902	9
Battambang	Samlout	Ta Taok	20901	9
Pailin	Sala Krau	Stueng Kach	240203	9
Battambang	Sampov Lun	Santepheap	21004	8
Preah Vihear	Choam Khsant	Yeang	130305	8
Koh Kong	Mondol Seima	Pak Khlang	90501	7
Pailin	Pailin	Ba Yakha	240104	7
Battambang	Samlout	Ta Sanh	20909	6
Pursat	Veal Veaeang	Krapeu Pir	150602	6
Oddar Meanchey	Samraong	Ou Smach	220405	6
Oddar Meanchey	Trapeang Prasat	Tumnob Dach	220505	6
Pailin	Pailin	Ou Ta Vau	240102	6
Battambang	Rotanak Mondol	Phlov Meas	20703	5
Preah Vihear	Choam Khsant	Choam Ksant	130301	5
Oddar Meanchey	Anlong Veaeang	Trapeang Tav	220103	5
Banteay Meanchey	Malai	Boeng Beng	10901	4
Battambang	Bavel	Ampil Pram Daeum	20405	4
Battambang	Moung Ruessei	Preaek Chik	20611	4
Battambang	Sampov Lun	Serei Maen Cheay	21005	4
Tboung Khmum	Memot	Choam Kravien	250303	4
Banteay Meanchey	Ou Chrov	Ou Beichoan	10509	3
Battambang	Sampov Lun	Chrey Seima	21006	3
Battambang	Bavel	Kdol Ta Haen	20406	3
Battambang	Samlout	Ou Samril	20903	3

Annex 6:**The 30 most affected communes (Mine Casualties) for 2013-2015 (85% of total casualties)**

<i>Total Mine Victims 2013 - 2015 / 54 communes / Total 150 victims</i>				
Preah Vihear	Choam Khsant	Kantuot	130306	8
Pursat	Veal Veang	Thma Da	150605	8
Preah Vihear	Choam Khsant	Yeang	130305	7
Banteay Meanchey	Thma Puok	Banteay Chhmar	10701	6
Banteay Meanchey	Svay Chek	Sla Kram	10803	6
Oddar Meanchey	Samraong	Koun Kriel	220403	6
Oddar Meanchey	Trapeang Prasat	Ou Svay	220503	6
Banteay Meanchey	Thma Puok	Kouk Romiet	10702	5
Koh Kong	Mondol Seima	Pak Khlang	90501	5
Oddar Meanchey	Banteay Ampil	Kouk Mon	220204	5
Pailin	Pailin	Ba Yakha	240104	5
Battambang	Bavel	Ampil Pram Daeum	20405	4
Battambang	Samlout	Samlout	20905	4
Preah Vihear	Choam Khsant	Choam Ksant	130301	4
Oddar Meanchey	Samraong	Ou Smach	220405	4
Oddar Meanchey	Trapeang Prasat	Preah Pralay	220504	4
Oddar Meanchey	Trapeang Prasat	Tumnob Dach	220505	4
Tboung Khmum	Memot	Choam Kravien	250303	4
Battambang	Rotanak Mondol	Phlov Meas	20703	3
Battambang	Sampov Lun	Serei Maen Cheay	21005	3
Battambang	Samlout	Ta Taok	20901	3
Takeo	Tram Kak	Trapeang Kranhoung	210907	3
Pailin	Pailin	Ou Ta Vau	240102	3
Pailin	Sala Krau	Sala Krau	240201	3
Pailin	Sala Krau	Stueng Kach	240203	3
Banteay Meanchey	Ou Chrov	Ou Beichoan	10509	2
Battambang	Samlout	Sung	20904	2
Pursat	Veal Veang	Anlong Reab	150603	2
Oddar Meanchey	Anlong Veang	Trapeang Tav	220103	2
Pailin	Sala Krau	Ou Andoung	240204	2

Annex 7:

Detailed Land Release results by C1, C2, C3 and land classification for 2010 – 2015
From CMAA DBU - date 12/4/2016

		C1	C2	C3	Total LR	AP	AT	ERW
2010	A1	-	-	360.836	360.836	356	3	335
	A2	-	-	1,159.980	1,159.980	451	33	273
	A2-1	-	-	7.546	7.546	3	-	1
	A2-2	-	-	137.097	137.097	257	14	24
	A3	-	-	31.633	31.633	92	-	-
	A4	-	-	824.027	824.027	287	-	213
	ST	-	-	2,521.119	2,521.119	1,446	50	846
2011	A1	-	63.221	1,370.940	1,434.161	1,452	30	1,112
	A2	-	910.787	9,276.650	10,187.437	1,480	135	1,237
	A2-1	-	-	753.906	753.906	103	-	69
	A2-2	-	642.881	5,160.554	5,803.435	2,079	43	516
	A3	-	338.768	2,990.164	3,328.932	261	46	410
	A4	-	1,318.851	6,993.899	8,312.750	4,613	14	1,398
		-	3,274.508	26,546.113	29,820.621	9,988	268	4,742
2012	A1	61.924	64.966	1,338.587	1,465.477	2,602	7	561
	A2	118.974	1,959.485	6,142.974	8,221.433	3,239	133	1,143
	A2-1	42.450	79.847	1,034.047	1,156.344	829	22	376
	A2-2	928	3,905.704	11,982.158	15,888.790	3,818	70	1,658
	A3	59.556	520.108	6,253.562	6,833.226	182	183	565
	A4	1,274.797	6,884.759	16,991.616	25,151.172	8,674	75	5,318
	ST	1,558.629	13,414.869	43,742.944	58,716.442	19,344	490	9,621
2013	A1	318.772	-	1,347.587	1,666.359	1,970	-	441
	A2	75.715	1,180.531	5,245.504	6,501.750	2,353	58	1,163
	A2-1	13.928	7.600	492.421	513.949	356	17	231
	A2-2	230.435	4,011.845	11,356.380	15,598.660	2,087	82	949
	A3	39.161	608.095	6,511.507	7,158.763	156	103	1,678
	A4	1,810.920	8,377.949	19,568.328	29,757.197	6,024	28	4,555
	ST	2,488.931	14,186.020	44,521.727	61,196.678	12,946	288	9,017
2014	A1	366.839	-	1,315.058	1,681.897	1,845	4	214
	A2	815.535	1,203.945	7,970.269	9,989.749	2,668	94	1,465
	A2-1	110.760	84.326	978.405	1,173.491	206	1	168
	A2-2	573.596	7,604.058	14,460.941	22,638.595	2,397	45	1,900
	A3	451.584	358.822	6,221.726	7,032.132	298	64	935
	A4	12,020.404	12,930.999	22,905.469	47,856.872	5,087	17	3,792
	ST	14,338.718	22,182.150	53,851.868	90,372.736	12,501	225	8,474
2015	A1	1,116.781	479.032	1,538.916	3,134.729	1,711	-	163
	A2	1,731.127	2,448.808	3,785.280	7,965.215	794	17	726
	A2-1	635.766	56.068	503.448	1,195.282	66	1	37
	A2-2	14,749.995	6,866.014	8,274.315	29,890.324	1,301	30	1,725
	A3	2,181.428	20.450	6,218.916	8,420.794	61	73	327
	A4	37,703.059	12,740.357	15,236.689	65,680.105	3,826	34	2,438
	ST	58,118.156	22,610.729	35,557.564	116,286.449	7,759	155	5,416
TOTAL	A1	1,864.316	607.219	7,271.924	9,743.459	9,936	44	2,826
2010	A2	2,741.351	7,703.556	33,580.657	44,025.564	10,985	470	6,007
2015	A2-1	802.904	227.841	3,769.773	4,800.518	1,563	41	882
	A2-2	15,554.954	23,030.502	51,371.445	89,956.901	11,939	284	6,772
	A3	2,731.729	1,846.243	28,227.508	32,805.480	1,050	469	3,915
	A4	52,809.180	42,252.915	81,696.001	176,758.096	28,224	168	17,501
	GT	76,504.434	75,668.276	205,917.308	358,090.018	63,697	1,476	37,903

**Annex 8:
Number of Staff Male and Female in CMAA and Operators and by Position**


Operator	Total staff	Total female staff	Position female staff	Remark
CMAA	153	20 (13%)	1 Advisor 1 Assistant to SG (Director Department) 1 Secretary to SG (Deputy Director Department) 1 Finance (Deputy Director Department) 3 Deputy Director Department 1 Office Chief 1 Unit Chief 11 General staff	
NPMEC	1823 (M1679)	144 (8%)	1 Director of Department 2 Office Chief 3 Deputy Office Chief 128 Administration Assistant 5 Receptionist 5 cleaners	
CMAC	1882	126 (7%)	1 Deputy Director Department 2 Office Chief 13 Unit Chief 3 Head Trainer 2 Provincial Coordinator 51 Deminer 6 Member 3 Network 45 General staff	
Halo Trust	1101	257 (23%)	229 Clearance Team (M 634) 6 Survey Team	
MAG	299	66 (22%)	1 ADS Operator 1 Administration Assistant 1 Senior Finance Officer 1 Finance Manager 1 Program Offier 2 Team Leader 1 Base Supervisor-RTK 2 Field Officer 6 Community Liaison Worker 9 Trauma Care Medic 2 Field Data Assistant 34 Deminer 2 Receptionist 3 Cleaner	

NPA	88	40 (45%)	2 Team Leader 2 Deputy Team Leader 1 Operation Manager 2 Development Program Coordinator 1 Finance Manager 1 Finance Coordinator 1 Finance Officer for Development Program 4 Finance/Admin Officer 1 Admin Officer 1 EOD Officer 14 Searcher 1 Logistic Assistant 1 Data QAQC Officer 8 Cleaner	
CSHD	36	6 (17%)	1 Operation Manager 1 Secretary/Store Officer 1 Office Admin Assistance	
TOTAL	5,382	659 (12%)		
MAPU			Visited 5 MAPU in 5 provinces only 2 female members with one in charge of planning (Rattanakiri) and another one as administrator (Battambang)	High turn over of MAPU members and little interest from women civil servant in joining MAPU

**Annex 9:
Scope of the highest priority areas to be addressed in Cambodia before 2025**



MINES / ERW CONTAMINATED SURFACES IN CAMBODIA



CAMBODIAN TERRITORY =
181,035 km²
1,000 x 180 km²

Size of contamination =
1,640 km² (0,9%)
9 / 1,000

A1 – A2 – A 2.1 =
+/- 200 km² (0,1%)
1 / 1,000



■ Size of Cambodia
■ Size of landmines / ERW contamination 1,640 km²
■ Approximate size of A1, A2 and A2.1

Annex 10:
List of organizations active in disability and rehabilitation sector

Organization	Type	Activities
MoSVY	Government	Rehabilitation services; gradual assumption of responsibilities for funding and management of the rehabilitation sector
CMAA/CMVIS	Government	Services other than data collection included providing emergency food aid, house repair, funeral costs, and referrals, as well as disability awareness-raising
Angkor Association for the Disabled	National NGO	Education for persons with disabilities near Siem Reap
Arrupe Outreach Centre Battambang	National NGO	Wheelchair classes for children, economic inclusion through loans and grants, youth peer support, awareness raising, inclusive dance
Buddhism for Development	National NGO	Assisting commune leaders to integrate persons with disabilities into existing programs, including loans and conflict negotiation in Pailin and Battambang
Cambodian Development Mission for Disability (CDMD)	National NGO	Comprehensive CBR; referrals, loans, specific services to address visual impairments
Cambodian Volunteers for Community Development/ Clear Path International	National NGO/International NGO	Economic inclusion through micro-finance, rice banking, competitive pricing and distribution, community development, and infrastructure support
Capacity Building of People with Disabilities in Community Organizations (CABDICO)	National NGO	Referrals, awareness, and educational support in Kep provinces; capacity building for Self Help Groups; economic inclusion
Cambodian Disabled People's Organization (CDPO)	National DPO	National coordination, mainstreaming disability into development, advocacy (rights monitoring, awareness-raising), and rights training for relevant ministries
Disability Development Services Program (DDSP: formerly Disability Development Services Pursat)	National NGO	Self-help groups, economic inclusion, referral, and CBR
National Centre for Disabled Persons	National NGO	Referral, education, awareness, and self-help groups
Opération Enfants du Cambodge (OEC)	National NGO	Home-based physical rehabilitation and referrals, education, and economic inclusion, and emergency support to new mine survivors
Association for Aid and Relief (AAR) - Wheel Chairs for Development (WCD)	National NGO	Wheelchair production and production of assistive mobility devices
ADD Cambodia	International NGO	Capacity-building of national DPOs; CBR
Exceed/Cambodia Trust	International NGO	Physical rehabilitation, prosthetic devices, training, and economic inclusion
Handicap International (HI)	International NGO	Support to national NGOs for

		economic inclusion; physical rehabilitation, disability mainstreaming activities
ICRC	International organization	Physical rehabilitation, outreach, referrals; components for all prosthetic Centres
Japan Cambodia Interactive Association (JCIA)	International Organization	Vocational training
JRS/ Jesuit Service Cambodia (JSC)	International organization/National NGO	Economic inclusion, rehabilitation, peer support, awareness, material support (housing and well grants), referral, wheelchair production; hearing aids and ear service, psychosocial support visits to rural survivors, advocacy with cluster munition and mine/ERW survivors
New Humanity	International NGO	CBR
Veterans International-Cambodia Rehabilitation Project (VIC)	International NGO	Physical rehabilitation, prosthetics, self-help, CBR, and economic inclusion

**Annex 11:
List of Physical Rehabilitation Centres in Cambodia**

No	Location	Support by	Category	Catchment Area
Physical Rehabilitation Centre				
1	Battambang	ICRC	Regional	Banteay Meanchey, Battambang, Oddar Meanchey, Pailin, Pursat
2	Kampong Cham	HI	Provincial	Kampong Cham
3	Kampong Chhnang	Exceed	Provincial	Kampong Chhnang
4	Kampong Speu	ICRC	Regional	Kampong Speu and 3 districts of Koh Kong province
5	Kien Khleang (Phnom Penh)	VIC (Veteran International-Cambodia)	National	Phnom Penh and Kandal province (referrals also accepted from other provinces)
6	Kratie	VIC (Veteran International-Cambodia)	Provincial	Kratie, Mondulkiri, Ratanakiri, SteungTreang
7	Phnom Penh	Exceed (Nationalised from Cambodia Trust)	National and training Centre	
8	Preah Sihanouk	Exceed (Nationalised from Cambodia Trust)	Provincial	Sihanoukville, 3 districts of Kampot province and 2 districts of Koh Kong province
9	Prey Veng	VIC	Provincial	Prey Veng, Svay Rieng
10	Siem Reap	PWDF/PoSVY (Provincial Social, Veterans, Youth Rehabilitation Department)	Provincial	Kampong Thom, Preah Vihear, Siem Reap
11	Takeo	PWDF/PoSVY	Provincial	Takeo
12	Phnom Penh (private clinic)	Exceed	Not classified	
Spinal Cord Injury Centre				
	Battambang	PWDF/PoSVY	Regional	Banteay Meanchey, Battambang, Oddar Meanchey, Pailin, Pursat (also accepts referrals from other provinces)
Production and repair workshop				
	Phnom Penh (in compound of MoSVY)	PWDF/ICRC	National orthopedic component factory	
	Kampong Thom	PWDF/PoSVY	Provincial	
	Preah Vihear	PWDF/PoSVY	Provincial	
	Svay Rieng	PWDF/PoSVY	Provincial	

**Annex 12:
Contributions to CfR II Project**

No.	Description	2011 (Actual)	2012 (Actual)	2013 (Actual)	2014 (Actual)	2015 (Actual)	2016 (Plan)	Sub-Total
I. Income from Donors (Cost Sharing)								
1	Canada/CIDA - 00550, Fund 30000	\$ 4.751.788,41	\$ 5.240.722,16	\$ 24.875,62				\$ 10.017.386,19
2	AusAid- 00055, Fund 30000	\$ 2.418.975,40	\$ 2.008.032,12	\$ 1.814.882,03	1.870.907,39	2.256.450,88		\$ 10.369.247,82
3	DFID (HQ) - 00296, Fund 26960	\$ 309.813,00	\$ 98.655,00	\$ 24.318,00				\$ 432.786,00
4	Canada/DFAIT - 10281, Fund 30000	\$ 102.986,61			-			\$ 102.986,61
5	Norway- 10503, Fund 30000	\$ 219.699,74						\$ 219.699,74
6	France- 00112, Fund 30000	\$ 42.796,01						\$ 42.796,01
7	Ireland- 11211, Fund 30000	\$ 70.721,36						\$ 70.721,36
8	Belgium- 00061, Fund 30000	\$ 68.212,82						\$ 68.212,82
9	Austria- 00056, Fund 30000	\$ -	\$ 533.485,49					\$ 533.485,49
10	SDC-10282, Fund 30000	\$ -	\$ -	\$ 1.500.000,00	1.740.000,00	500.000,00		\$ 3.740.000,00
11	UNDP - 00012, Fund 04000	\$ 238.313,00	\$ 199.523,25	\$ 329.955,11	499.461,08	750.000,00		\$ 2.017.252,44
Total Income (Actual/Plan)		\$ 8.223.306,35	\$ 8.080.418,02	\$ 3.694.030,76	4.110.368,47	3.506.450,88		\$ 27.614.574,48

**Annex 13:
Summary of the Focus Groups Discussions**

Insights collected from Focus Group discussion (FGD)

Purpose of Focus group discussion (FGD)

Focus group discussion (FGD) is applied in the review work as a way to gather community people, especially mine action beneficiaries to discuss on a number of specific topics of interest. The group of participants is guided in the discussion by a facilitator. The participants are encouraged to provide their views and opinion about selected specific issues and to share their experiences and practices. The issues that are covered in the FGDs included background of the communities, mine danger and clearance, mine risk education, prioritization and planning land clearance, land use after clearance and changes occurred in the community after land release.

FGDs are conducted in the 5 provinces visited by the review team including Rattanakiri, Pailin, Banteay Meanchey, Battambang and Oddar Meanchey. In each province, two facilitators are interviewing simultaneously and respectively one group of female and one group of male beneficiaries. Victims from Mine/ERW are integrated either in the female or male group. The facilitators are tasked to inform the participants of the purpose of the meeting which is to collect views/recommendations from communities on the impacts of mine action.

Acknowledgement

The review team would like to convey a sincere appreciation to the following institutions NPA, NPMEC, CMAC, MAG and Halo Trust for their generous support in mobilizing community members that are beneficiaries of their respective mine action project to join the FGDs. In spite of pressure from multiple and overlapping priorities, each institution has made possible meeting arrangement with the project beneficiaries. A special thanks to NPA and MAPU in Rattanakiri province for making time during the week end and for arranging translation Khmer-Tampoun to facilitate communication between the facilitators and the participants most are Tampoung ethnic group, which language is different from the Khmer language.

Limitations

On the first week of the consultancy, the review team was invited to directly contact each operator for support in arranging their field visit and FGDs. The review team has limited time and the period planned for the field work overlapped with other top priorities encountered by key stakeholders. Communication between the review team and key operators took place during a very busy period for most of the operators. It was difficult to communicate details for specific settings for the FGDs.

Schedule

Date	Province	Arrangement Courtesy by Operator	Remark
06/03/2016	Rattanakiri	NPA	* Translation in Tampoun provided by MAPU
09/03/2016	Pailin	NPMEC	
11/03/2016	Banteay Meanchey	CMAC	
14/03/2016	Battambang	MAG	
17/03/2016	Banteay Meanchey	Halo Trust	* Oddar Meanchey interview with Village Leader

RATTANAKIRI – KEY HIGHLIGHTS

FGDs were conducted with one group of 24 Male (M) and one group of 23 Female (F) beneficiaries of mine action project. There were no victims from Mine/ERW joining the discussion. All participants come from Longkhong Village, Longkhong Commune and Bokeo District and nearly all are Tampoun ethnic. The village exists before the period of wars and conflicts in Cambodia. The community seems stable and homogenous.

1. Background of the community

- Nearly all participants are from Tampoun ethnic group and cannot communicate fluently in Khmer language. All the participants are native from this area except one female participant “Khmer Ethnic” who is posted from the education ministry to the primary school in this area and one male participant “Khmer Ethnic” who follows his spouse native from the area.
- Most male and female participants are working in the plantations as casual workers; only a few participants said they own a small plot of land for farming or plantation. Most male and female participants have not heard of ID Poor card and only one female participant said she may be eligible for ID Poor Card but is not certain.

2. Mine Danger and Clearance

- Most male and female participants do not know if the area where they live is contaminated by ERW. Only one male participant is aware that the area where they live used to be contaminated by ERW (Bombs). Nearly all participants responded that are afraid if it is the case.
- When the participants are asked to choose one option among three options [(1) *My village and environment is free of mines/ERW;* (2) *There are still presence of mines/ERW BUT it will be cleared very soon;* (3) *There are still presence of mines/ERW AND not sure when it will be cleared*], nearly all male participants (24) have chosen option (3), while female participants said none of the options apply with the current reality in this area as there is no problem of Mine/ERW.
- Only a few participants have heard about NPA or CMAC
- Most male and female participants do not know if there are villagers self-removing ERW in their village or in the villages nearby; Only one female participant who is holding the position of Police Post recalled last year her uncle living in a nearby village called “P’Or” has unearthed an old explosive. She has shared that her uncle has thrown the old explosive in the fire and was sitting next to the fire ignoring the danger. The bomb exploded next him but fortunately no one was injured.

3. Mine Risk Education

- Only 4 participants (2F and 2M) have scored MRE in their community as poor. The majority of participants do not know about MRE. 2 participants (2F) said that MRE is important for children as children do not make any difference between explosive and potential toy. Oddly the primary teacher a Khmer ethnic did not have any reaction. Only 12 participants (10F and 2M) identified children as the highest risk group.
- 16 participants (13F and 3M) responded that visual aid especially pictures would be the best method in getting the interest of the community members.

4. Prioritization and Planning

- Interestingly 19 participants (all females) said that they would like to join a village discussion if there are any ERWs contamination in the village and the surroundings. Male participants responded they do not know maybe they do not see Mine/ERW as an issue.
- Only 2 participants (all females) were able to give an example of the clearance criteria which is the presence of Mine/ERW near the villages. **No participants know about the process and steps applied for prioritization for land clearance and no participants are aware of any land release.**

5. Land Use after Clearance and Changes occurred in the community after land release

- Most participants responded that their life has changed over the last 5 years as they have better roads, more opportunities for farming and especially getting work the plantations but only 3 attributed the change to the clearance of Mine/ERW while the rest of the participants do not know if clearance of Mine/ERW has any effects on the change.

6. Notes

While communication/language barrier is a challenge, the facilitators perceived that the participants are not aware of Mine/ERW contamination. They are not aware that their land is contaminated by ERW as they seldom faced or heard any accidents caused by ERW in the recent past. While NPA project in this area is focus on technical survey rather than MRE or land clearance, it is not clear how MAPU has involved the community members in land clearance

planning and prioritization. It seems most of the participants have no land ownership especially land for agriculture/plantation as most said they are working as casual workers.

PAILIN – KEY HIGHLIGHTS

FGDs were conducted with one group of 7 Male (including 3 former victims and one former military) and one group of 5 Female beneficiaries of mine action project. All participants come from Psar Prum Village, Chheu Karch Commune and Sala Krao District. The village was established after the period of wars and conflicts in 1997. While the community is mixed most of the residents are not new comers. Over the time the residents are familiar with the environment where they have settled

1. Background of the community

- Most male and female participants are from other provinces and settled in the area between 1997 and 1998. They have come to this area because they have more opportunities for livelihood. Very few own farming land and most are working as casual workers in the farms. Only a few are ID Poor Card holders. The male group said a casual worker, male or female working in the farms in Pailin can make per day 20,000 to 30,000 Bath. In a year they may be out of work for a period of 2 or 3 months only.

2. Mine Danger and Clearance

- All male and female participants are aware that this area is contaminated with Mine/ERW. They all know that intensive battles and for over a long period of time took place in this zone. All are still afraid of Mine/ERW as they know accidents still can happen. However 7 participants (all males) recognized that beyond the fear, some people are doing self-demining due to the pressure to sustain their livelihood and making their land productive as early as possible. Among the male participants, a former military who owns 100mx200m of farm land said that he has contracted the service a private group to clear his land. He has placed to the local authorities three times the request for clearing his farm land but each time it was not selected as a priority area. Facing the pressure of sustaining his family livelihood couple with limited time and investment he could not wait any longer and has ended to pay the private service to carry out Mine/ERW detecting and ploughing his land. It costed him 300 Bath/rai. He is not sure that his farming land is 100 percent free of Mine/ERW but he needs to move forward.
- When the participants are asked to choose one option among three options [*(1) My village and environment is free of mines/ERW; (2) There are still presence of mines/ERW BUT it will be cleared very soon; (3) There are still presence of mines/ERW AND not sure when it will be cleared*], all male participants have chosen option (2), while 2 female participants went for option (3). Women group know that CMAC is a demining operator in the area while male group know a few more operators like NPMEC, CMAC, MAG and HALO Trust

3. Mine Risk Education

- All male participants scored MRE knowledge as excellent in their area while more than half female participants scored average. The majority of the participants would see MRE to focus on children as priority one as they considered children are at most at risks and in a second priority the poor. Because poor people are lacking of options to make a livelihood, they tend to go to unexploited lands which in most of the cases to unsecured lands.
- All male participants responded Radio/TV would be the best method for MRE as all adults in this area are too busy working in the farms in the day time while nearly half of female participants recommended visual aid especially pictures would be the best method in getting the interest of the communities.

4. Prioritization and Planning

- All male participants said that it is important to discuss Mine/ERW land planning and prioritisation in the village. Female participants responded they do not know as they are not involved in Mine/ERW issue in their village.
- Most participants male and females are able to give a few examples of the clearance criteria which are presence of Mine/ERW near the villages couple with density of the population, and for development. **No participants clearly know about the process and steps applied by land planning and prioritisation.**

5. Land Use after Clearance and Changes occurred in the community after land release

- Most participants male and females responded that their life has changed in the last 5 years as they have better roads, more opportunities for making income and nearly all attribute the change to the clearance of Mine/ERW.

6. Notes

All suspected lands have ownership. Over time cleared lands increasingly go to the richer and others turned out to be working as casual workers for the rich farmers. The prioritization for land clearance is not clear to the participants and especially to women as it seems they have little involvement. MRE should maintain a strong focus with children BUT also with the poor. It may be difficult to mobilise the community frequently and on long period of time as all are busy working in the farm. In addition, people migration pattern is another challenge for the delivery of information and

tracking people. MRE should be adapted to the moving population especially with the poor and couple with alternatives for the poor to make a livelihood.

BANTEAY MEANCHEY – KEY HIGHLIGHTS

FGDs were conducted with one group of 8 males (including 4 former victims) and one group of 15 female beneficiaries of mine action project. All participants come from O Chrov Village, O Bei Chhorn Commune and Seila Khmer District. The village was established after the period of wars and conflicts in 1997. While the community is mixed most of the residents are not new comers. Over the time the residents are familiar with the environment where they have settled

1. Background of the community

- Most male and female participants come from other provinces and have settled in the area between 1997 and 1998. They have come to this area because they have more opportunities to own land and sustain their livelihood. In 1997, lands cleared from Mines/ERW were evenly distributed to vulnerable households. However, very few own farming land and most are working as casual workers in the farms in Cambodia and in Thailand. 7 participants (4F and 3 M) are ID Poor Card holders.

2. Mine Danger and Clearance

- Nearly half of the participants (M12 and F5) are aware that their area is contaminated with Mine/ERW. They all know because they used to hear explosions, witness accidents and to be personally injured. All are still afraid of Mine/ERW while living in this area as they know accidents can happen (8M and 15W).
- When the participants are asked to choose one option among three options [(1) *My village and environment is free of mines/ERW;* (2) *There are still presence of mines/ERW BUT it will be cleared very soon;* (3) *There are still presence of mines/ERW AND not sure when it will be cleared*], all male and female participants have chosen option (3). Both male and female participants know the operators demining in their areas as CMAC and HALO Trust. No participants have heard of village demining in their own village or in the villages nearby.

3. Mine Risk Education

- All female and male participants scored MRE in their area as excellent or good. The majority of the participants said they would need further MRE so they can share their knowledge to their children but the frequency should be only 2 to 3 times per year as they all are busy. All participants considered poor people as the most at risks as they have very limited livelihood options and tend to go to risky areas.
- All male participants responded Poster/Video and female participants Poster as the best methods for MRE.

4. Prioritization and Planning

- All male participants and half of female participants said that it is important to discuss Mine/ERW in the village. They said the village authorities should mobilise the villagers but not more than 2 times per year.
- All male participants can give a few examples of the clearance criteria which are the presence of Mine/ERW near the villages, near the school and children. Curiously female participants responded they do not know.
- **No participants clearly know about the process and steps applied by land planning and prioritisation.**

5. Land Use after Clearance and Changes occurred in the community after land release

- Half of participants (M8 and F10) responded that their life has changed over the last 5 years as they have better and safer roads and more opportunities in making a living and all attributed the change to the clearance of Mine/ERW. Male participants still find Mine/ERW as a constraint in their livelihood. Female participants do not think it is an issue as a lot of lands in this area are free from Mine/ERW and suspected land are better identified. Male participants would like CMAC to sustain their operations until all lands are free from Mine/ERW. In terms of land ownership all participants feel they have their equal share and nearly all participants responded they have soft land title.

6. Notes

All suspected lands have ownership. The prioritization for clearance is not clear to the participants. MRE should maintain a strong focus on children and also with the poor. It may be difficult to mobilise the community frequently and over a long period of time as all are busy working in the farm. MRE should be adapted for moving people and poor people couple with alternatives for the poor to make a livelihood.

BATTAMBANG – KEY HIGHLIGHTS

FGDs were conducted with one group of 7 male (including 3 former victims) and one group of 8 female beneficiaries of mine action project. All participants come from Srer Sdao Village, Meanchey Commune and Samlot District. The village was established after the period of wars and conflicts in 1998-1999. While the community is mixed most of the residents are not new comers. Over the time the residents are familiar with the environment where they have settled

1. Background of the community

- Most male were former KR soldiers. Female participants said they come from other provinces and have settled in the area between 1997 and 1998. They have come to this area because they have more opportunities to own land and sustain their livelihood. Most of participants own farming land and most are working as well casual workers (they can make 10,000 to 20,000 riels/day). 7 participants (5F and 2M) are ID Poor Card holders.

2. Mine Danger and Clearance

- All participants are aware that their area is contaminated with Mine/ERW. They all know because they used to hear explosions, witness accidents and to be personally injured. All are still afraid of Mine/ERW while living in this area as they know accidents can happen.
- When the participants are asked to choose one option among three options [*(1) My village and environment is free of mines/ERW; (2) There are still presence of mines/ERW BUT it will be cleared very soon; (3) There are still presence of mines/ERW AND not sure when it will be cleared*], male participants have chosen option (3) while female participants are more optimistic with option (2). Both male and female participants know the operators demining in their areas as MAG and a few know about CMAC. All female participants said that village demining is a common practice in their own village or in the village nearby. Farmers cannot afford to wait an extensive time for their farm land to be selected as a priority land for mine clearance. Only 4 Male participants have acknowledged this issue. Female participants added that the private demining service would charge the detection at the rate of 100USD/hec and a tractor for ploughing the land would be 300USD/day.

3. Mine Risk Education

- All female and male participants scored MRE in their area as between average and good. The majority of the participants said they would need further MRE so they can share their knowledge to their children and the frequency can be every 2 month when they have village meeting. All participants considered children as the most at risks as they have little knowledge about explosives and tend to play with it. Male adults said that in the past they used to unearth unexploded ordnance to sell for its steel but most have stopped this activity. Female participants said it is possible to mobilise people this period of the time as there are less farming activities. Poster would be a good method for village meeting and information sharing.

4. Prioritization and Planning

- All participants male and female alike said that it is important to discuss Mine/ERW in the village. Women want to know which land owners have their land selected as a priority for Mine/ERW clearance. They said the village authorities should mobilise the villagers to communicate on this issue and the frequency could be every 2 months to align with the village meeting. All participants can give a few examples of the clearance criteria which are the density of mines detected, presence of Mine/ERW near areas where there children. **No participants clearly know about the process and steps applied by land planning and prioritisation.**

5. Land Use after Clearance and Changes occurred in the community after land release

- All participants male and female alike responded that their life has changed over the last 5 years as they have better and safer roads and more opportunities in making a living and all attributed the change to the clearance of Mine/ERW. Only 4 participants (male) still find Mine/ERW as a constraint in their livelihood. Female participants, all do not think it is an issue as a lot of lands in this area are free from Mine/ERW and suspected lands are better identified. In terms of land ownership all participants feel they have their equal share and nearly all participants responded they have soft land title.

6. Notes

All suspected lands have ownership. It seems the village authorities involve community members in the prioritization of lands for clearance. Women said they are interested to know whose lands are selected but they do not feel they are in the position to influence any decision. MRE should be maintained and keep a strong focus on children. It may be difficult to mobilise the community during busy farming period. All participants seem to have a good knowledge on the Mine/ERW issue in their area. MAG field staff mentioned the villagers have received intensive dissemination of information from WVI and MAG. WVI and MAG used to work in partnership for mine clearance for development. WVI covered the cost the mine clearance performed by MAG.

BANTEAY MEANCHEY – KEY HIGHLIGHTS

FGDs were conducted with one group of 13 male (including 1 former victim) and one group of 20 female beneficiaries (including 1 former victim) of mine action project. All participants come from Tmor Romeal Keut Village, Banteay Chmar Commune and Tmar Pouk District. The village was recently established in 2008 and registered in the official gazette by Mol in 2014.

1. Background of the community

- Most of the participants said they come from other provinces and have settled in the village very recently. They have come to this area because they have more opportunities to own land and sustain their livelihood. Most of participants own a plot of land for housing and have a letter from the commune authorities recognizing their ownership. Only the first comers own farming land and those who came later have to buy land for farming if they have the possibility. Most of the participants said they are working as well casual workers for larger farms in the area or in Thailand (most participants go to Thailand for the day and return to house in the evening). 4 participants (4F) are ID Poor Card holders. Due to people's movement the village chief said some community members have missed the screening period.

2. Mine Danger and Clearance

- All participants are aware that their area was contaminated with Mine/ERW. They are very glad that HALO Trust is doing mine clearance in this area. Most participants are now owner of one plot of land for housing. Women and men said they have no fear anymore of the danger of mine/explosive when working in the farms and walking along the roads. Their only fear is when they go to the mountain to get wood to make charcoals.
- When the participants are asked to choose one option among three options [(1) *My village and environment is free of mines/ERW*; (2) *There are still presence of mines/ERW BUT it will be cleared very soon*; (3) *There are still presence of mines/ERW AND not sure when it will be cleared*], most male participants have chosen option (3) while female participants are more optimistic by choosing option (2). Both male and female participants know the operators demining in their areas as HALO Trust and very few know about CMAC. All participants said that they have not heard about village demining in their own village or in the villages nearby.

3. Mine Risk Education

- All female and male participants scored MRE in their area as average. The majority of the participants said they would need further MRE to avoid risks and the frequency would align with the village meetings. Male participants considered children as the most at risks as they have little knowledge about explosives and tend to play with it while female participants responded their children are not authorized to go far. Female and male participants said it is possible to mobilise people for information sharing or discussion as long as they are informed long in advance. Poster would be a good method for village meeting and information sharing. It seems that all male and female participants have been exposed to MRE.

4. Prioritization and Planning

- All participants, male and female alike, said that it is important to discuss this question in the village. Women want to know if it possible to clear landmine behind the pagoda. When asked if they have talked about this question with the village chief they have responded no. **It seems that all male and female participants are not involved in the community consultation and are partly aware of the prioritization process.**

5. Land Use after Clearance and Changes occurred in the community after land release

- All participants male and female alike responded that their life has changed over the last 5 years as they have better and safer roads and more opportunities in making a living and all attributed the change to the clearance of Mine/ERW. Participants going to the mountain to get wood to make charcoals for sale still find Mine/ERW as a constraint in their livelihood. In terms of land ownership all participants feel they have their equal share and have each a plot of land for housing however the share is different when it concerns land for farming as they have to buy. Nearly all participants responded they have soft land title for the land for housing.

6. Notes

It seems the village authorities do not involve community members in the prioritization of lands for clearance. Women would like to see clearance to take place behind the pagoda but did not share this concern to the village chief. It seems that in spite of the mine danger in the mountain, some villagers still go to collect wood to make charcoals. MRE should be maintained for all groups.

Meeting with Village Chief is a new village in Ampil commune, Banteay Ampil district, Oddar Meanchey province

Thanks to HALO Trust, the review mission team has visited another new village located very near the border and at the proximity of K5. Chub Koki village is a new village in Ampil commune, Banteay Ampil district, Oddar Meanchey province.

Through the discussion with the Village Chief and a few village members we have learned that the villagers have moved from the former village which was from a close distance to the new location because they have no ownership on the former land and it was purchased by a private business Lim Heng company to build a casino and to do other constructions.

The village chief has mobilized many families to move to the present location and has offered to give each family a plot of land for housing but has not issued any land titling yet as to prevent that people sell their land. The new village has 61 households, 265 people. Most of the women said they are spouse of former military. The Village Chief has added nearly all males in this community are either in the military or in the police.

The participants present know there are mines in the area around the village and in the mountain/forest but due to livelihood necessity they have to go through the risks. Women are regularly collecting sticks from the forest to make thatches (one of their source of income) and occasionally picking up mushrooms for sale and for their own consumption. Most villagers go daily to Thailand to sell their labour to complement their source of income. The village chief has regular contact with MAPU and through MAPU, HALO Trust has selected the area for mine clearance.

The village chief said that currently most of the lands have ownership but no hard titling. Since the clearance is taking place, the price of the land has increased.

FGDs REPEATIVE KEY ISSUES

At the exception of Rattanakiri all communities visited by the Review Team are located near K5 which is reputed as heavily Mine/ERW contaminated. Most villages are either established in late 1990s.

- Rattanakiri: Longkhong Village, Longkhong Commune and Bokeo District established before the conflicts
- Pailin: Psar Prum Village, Chheu Karch Commune and Sala Krao District established around 1997
- Battambang: Srer Sdao Village, Meanchey Commune and Samlot District established around 1998
- Banteay Meanchey: O Chrov Village, O Bei Chhorn Commune and Seila Khmer District established around 1997
- Banteay Meanchey: Tmor Romeal Keut Village, Banteay Chmar Commune and Tmar Pouk District established around 2014
- Oddar Meanchey: Chub Koki is a new village in Ampil commune, Banteay Ampil district, established around 2015

There are different waves of settlers, during the retreat of the KR, after 1997 event and in the early 2010. The early inhabitants have more opportunities to access land for farming and for other businesses and have ownership. Through mine action projects, villages established in the late 1990s are increasingly safer and are equipped with essential infrastructures. Contaminated lands are turned into farming lands and are more productive. Opportunities for livelihood are increasing and the population keeps growing. Those who have not managed to get their share of cheap lands are pushing the boundaries by exploiting the few remaining forest resources and clearing lands very close to K5 belt which is still heavily mined.

Except for Samlot, most of the villagers interviewed said they do not own farming land but they own land for their house. Most are working as casual workers in large plantations or large farms. Those who are living near the border are combining with daily labour work in Thailand. The population in the visited villages in the North-West is very mobile.

1. Mine Danger and Clearance

Except for Rattanakiri, participants from other visited villages are well aware that their area used to be contaminated with Mine/ERW. While they know there are mine clearance activities and they know by which operator they are still afraid of possible accidents. For the participants in the FGD in Rattanakiri, the villagers maybe so used to the presence of UXOs that this question is not an issue for them. In addition, the discussion was in Khmer and not in Tampoun their local language, therefore many important issues may be lost in the translation.

2. Mine Risk Education

Except for Samlot and Sala Krao where participants scored their MRE knowledge as good others felt their knowledge as average. The majority of the participants said they would need further MRE so they can share their knowledge to their children and the frequency can be aligned with the village meetings. All participants considered children as the

most at risks as they have little knowledge about explosives and tend to play with it. The poorest of the population is as well considered as a population at risks as they lack of livelihood alternatives, they tend to go to the unexploited and risky areas for land or to collect natural resources from the forests (e.g: wood for charcoal, mushroom). Because the population is increasingly busy or mobile (most are casual workers in the plantations or farms or are working in Thailand), the mobilization in MRE should be adapted to their livelihood pattern. The participants seem to appreciate posters, TV and radio and facebook for the younger and mobile adult as a good channel to reach their attention.

3. Prioritization and Planning

Some participants male and female seemed to know that the process to prioritise land clearance is through the village meeting. Some can give a few examples of the clearance criteria which are the density of mines detected, presence of Mine/ERW near areas where there children. **But responses when and how they are involved are not clear.**

Village demining is recognized as a common practice in three villages. Often farmers cannot afford to wait an extensive time for their farm land to be selected as a priority land for mine clearance. Private demining service would charge the detection and a tractor for ploughing the land at a very accessible rate for the farmers.

4. Land Use after Clearance and Changes occurred in the community after land release

All participants males and females alike responded that their life has changed over the last 5 years as they have better and safer roads and more opportunities in making a living and all attributed the change to the clearance of Mine/ERW. Except for the recently established villages, many participants do not think Mine/ERW is an issue in their village but it is an issue for poor people who are pushing the boundaries in clearing unoccupied and high risk lands. In terms of land ownership all participants have ownership on the land for their housing (soft titling) but rare are those who have soft land titling for their farming land.

Geneva International Centre for Humanitarian Demining

Maison de la paix, Tower 3
Chemin Eugène-Rigot 2C, PO Box 1300
CH – 1211 Geneva 1, Switzerland
info@gichd.org

Follow us on

gichd.org
facebook.com/gichd
Twitter.com/theGICHD