

EORE AG
Explosive Ordnance Risk Education
Advisory Group

Summary of 2021 EORE Stakeholder
Survey Results

About the EORE Advisory Group

The Explosive Ordnance Risk Education Advisory Group (EORE AG) was launched in 2019. It provides overall guidance to the sector and identifies ways to improve the integration, effectiveness, efficiency and relevance of EORE. It draws on the expertise of over a dozen UN agencies, international organisations, international NGOs and national mine action authorities who serve as members or observers to the group. It is co-chaired by the United Nations Children's Fund (UNICEF) and a rotating NGO – currently Humanity & Inclusion (HI) – and the Geneva International Centre for Humanitarian Demining (GICHD) serves as secretariat.

EORE Advisory Group Members & Observers

Core members: DanChurchAid (DCA), Danish Demining Group (DDG), Fondation Suisse de Déminage (FSD), The HALO Trust, Geneva International Centre for Humanitarian Demining (GICHD), Humanity & Inclusion (HI), International Campaign to Ban Landmines – Cluster Munition Coalition (ICBL-CMC), Lebanon Mine Action Center (LMAC), Mines Advisory Group (MAG), Norwegian People's Aid (NPA), Oficina del Alto Comisionado para la Paz – Descontamina Colombia, United Nations Development Fund (UNDP), United Nations Children's Fund (UNICEF), United Nations High Commissioner for Refugees (UNHCR) and United Nations Mine Action Service (UNMAS).

Associate members: International Organization for Migration (IOM).

Observers: International Committee of the Red Cross (ICRC).

Contents

Methodology..... 4

Respondents’ Profile 5

EORE Profile 6

 Policy documents, strategies, plans and agendas 6

 Communication & events..... 6

 Publications & research 6

 Stakeholder perceptions..... 6

EORE resources (financial & human)..... 7

 Stakeholder perceptions..... 7

EORE methods, tools and approaches 7

 Resource awareness 7

 Effective methods, tools and approaches 9

 Results-based management..... 9

 Accreditation systems 9

 Training packages..... 10

 Standard operating procedures..... 10

 In-Country Coordination 10

Topics for guidance & training 12

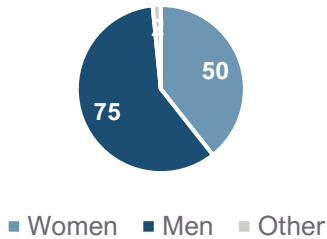
Methodology

- Survey ran from 10 December 2021 to 12 January 2022.
- An invitation to complete the survey was shared with members of the EORE AG, iMRWEG and MA AoR; targeted national authorities, donors and other stakeholders; and people who completed the 2020 EORE Stakeholder Survey.
- 128 unique respondents: 75 men, 50 women, 2 other and 1 prefer not to say.
- The majority of respondents (75 percent) represented international organisations, NGOs, companies or UN agencies directly involved in EORE delivery.
- EORE was a sole or partial focus of the work of 91 percent of respondents.
- Most (78 percent) reported focusing on a single country, with the remainder working at global, multi-country or regional level. Some 7 regions¹ and 25 countries and territories² were represented.
- Respondents came from 34 organisations.

Respondents' Profile

OF SURVEY RESPONDENTS...

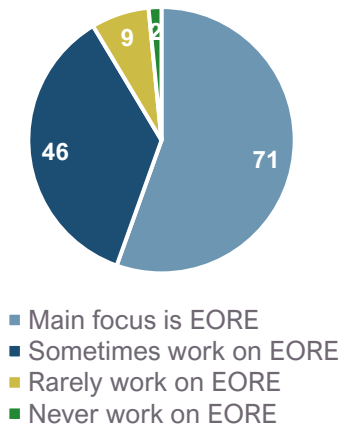
...By Gender



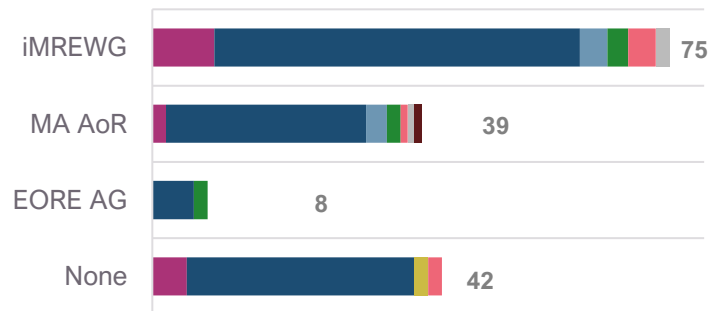
...By Organisation Type



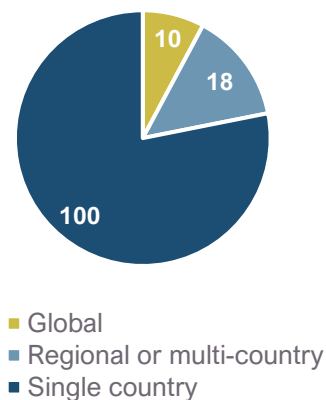
...By Thematic Focus



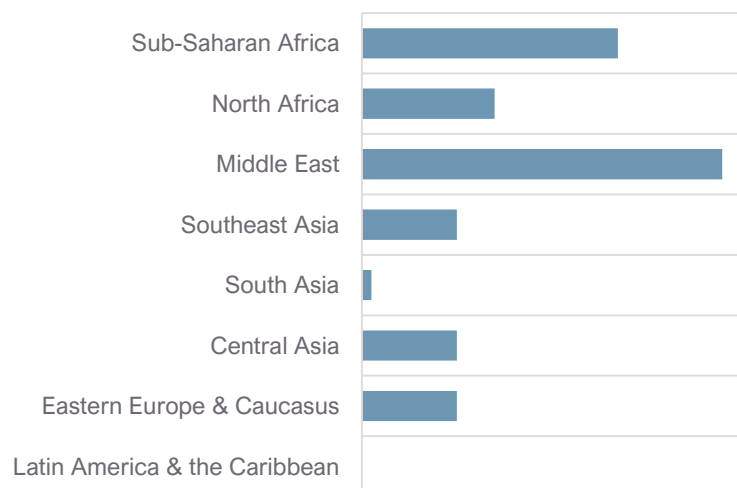
...By Group Membership & Organisation Type



...By Geographic Focus




Breakdown by Region*




*Regional breakdown includes respondents with regional, multi-country or single country focus

EORE Profile

Policy documents, strategies, plans and agendas

	# of global policy documents, strategies, and plans or agendas produced or adapted ³ that promote EORE:	5
	→ of which originated outside the mine action sector:	0


Communication & events

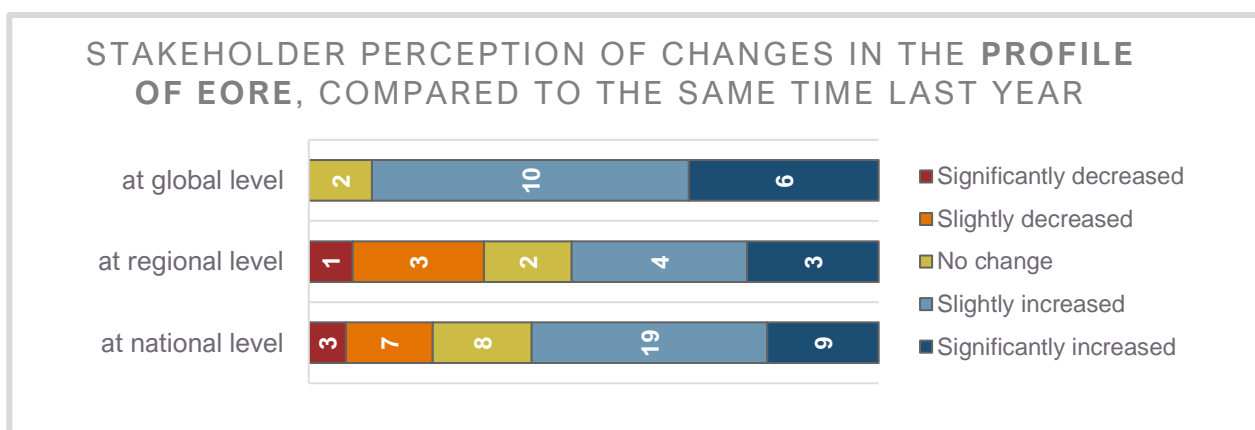
	# of tweets with using the hashtag #EORE or #riskeducation:	256
---	---	-----

Publications & research

	# of publications & research published on EORE	8
	→ of which were in the Journal of Conventional Weapons Destruction	4


Stakeholder perceptions

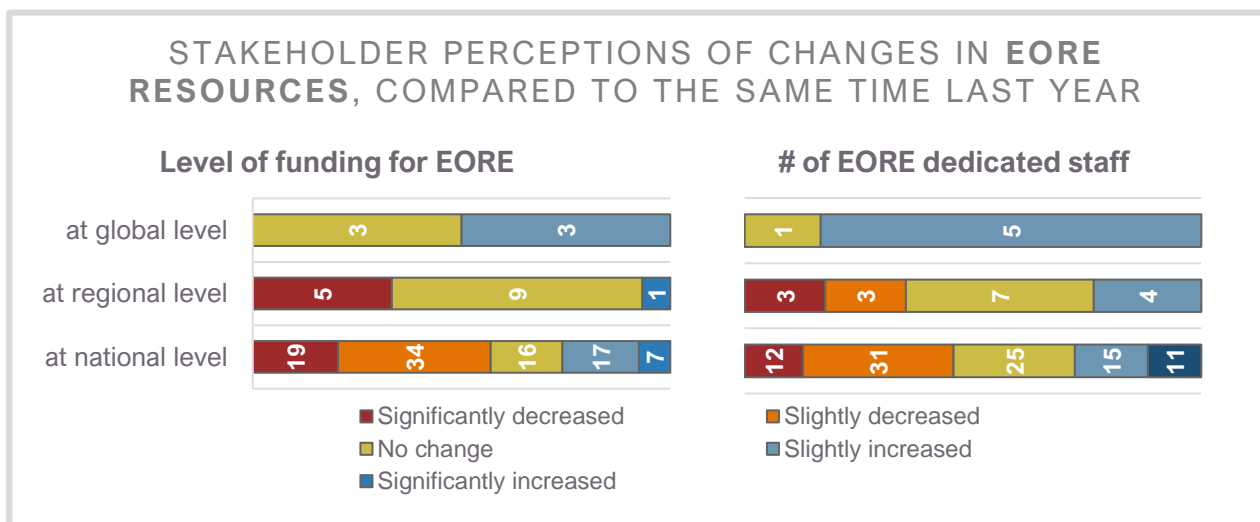
	% of surveyed stakeholders perceiving slight or substantial increase in EORE profile	55%
---	--	-----



EORE resources (financial & human)


Stakeholder perceptions

	% of surveyed stakeholders perceiving an increase in EORE funding levels:	22%
	% of surveyed stakeholders perceiving an increase in the number of staff dedicated to EORE:	28%

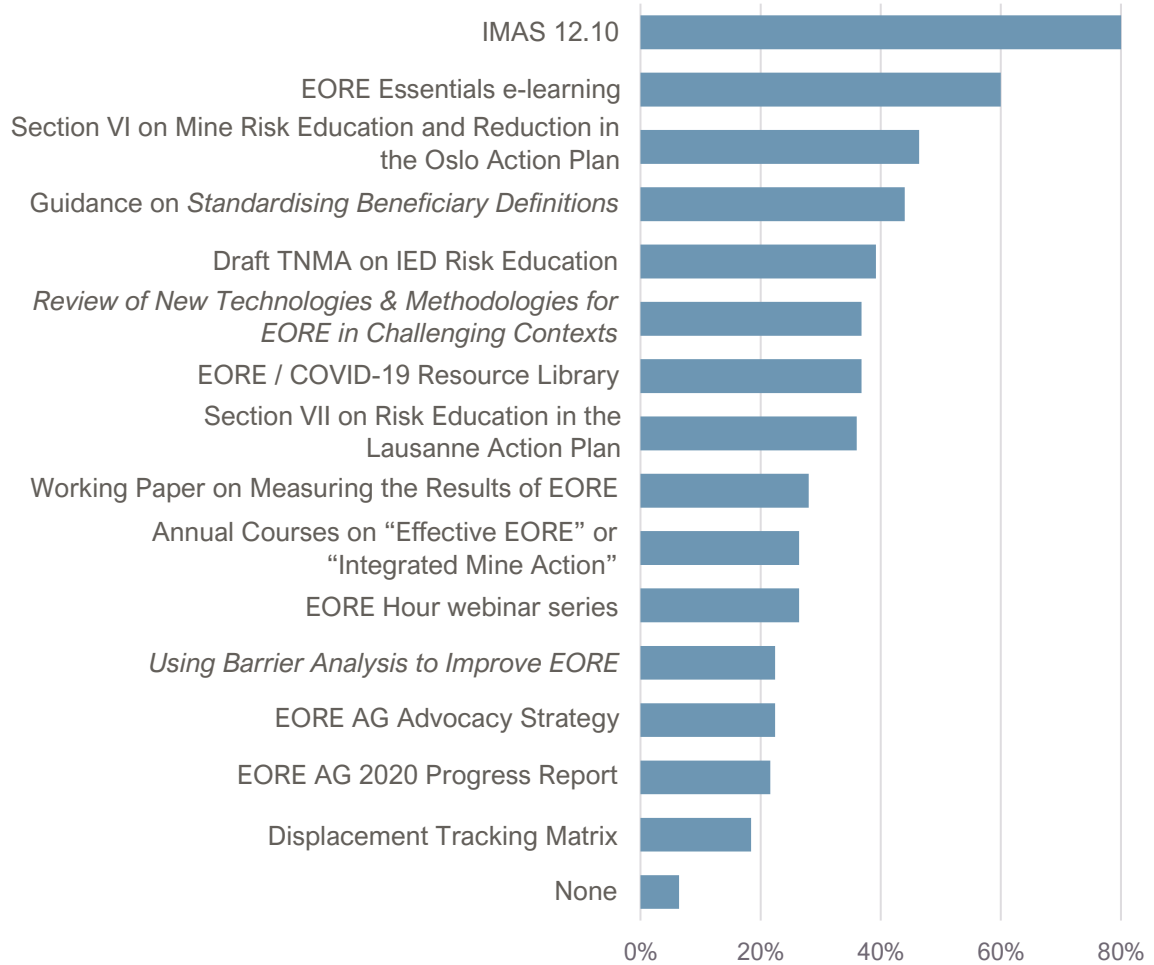


EORE methods, tools and approaches

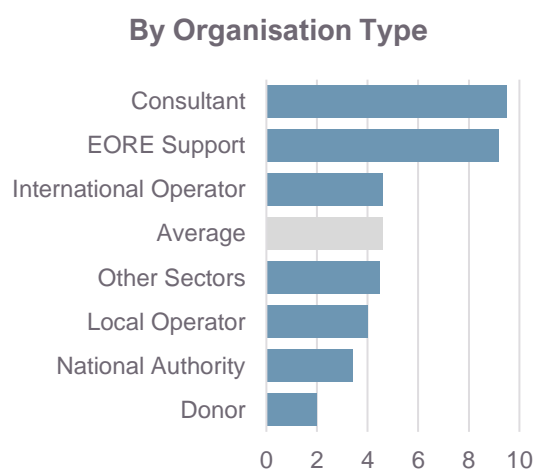
Resource awareness

	% of surveyed stakeholders aware of at least one resource developed, promoted or shared by the AG	94%
	average # of resources developed, promoted or shared by the AG that surveyed stakeholders are aware of	5
	% of respondents aware of the updated IMAS 12.10	61%

% OF STAKEHOLDERS WHO WERE AWARE OF THE FOLLOWING RESOURCES:



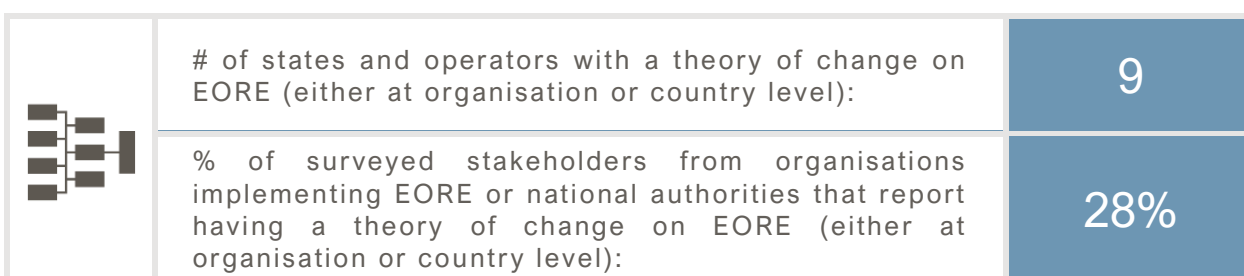
AVERAGE # OF RESOURCES RECOGNISED...



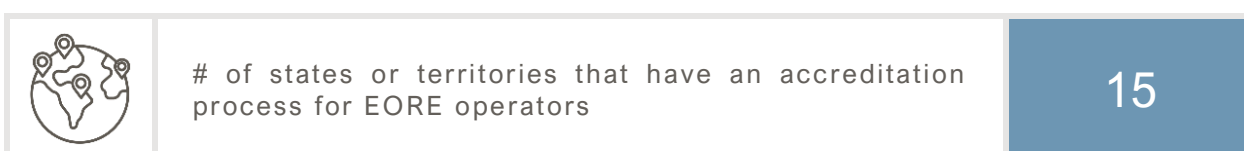
Effective methods, tools and approaches




Results-based management




Accreditation systems




Training packages

	# of operators and NMAAs with training packages on EORE:	22
	% of surveyed stakeholders from organisations implementing EORE that report having a training package on EORE:	82%
	...% of the above who reported that the training package was updated in 2021	39%
% of the above who reported that the revised training package is compliant with IMAS 12.10	88%

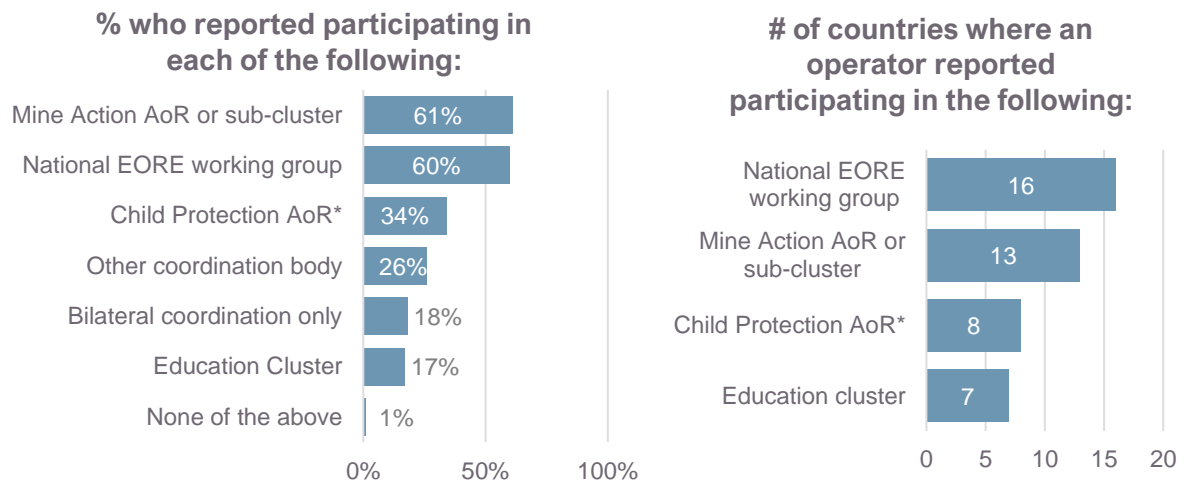
Standard operating procedures

	# of operators with SOPs on EORE (either at organisation or country level):	12
	% of surveyed stakeholders from organisations implementing EORE that report having SOPs (either at organisation or country level):	87%
	...% of the above who reported that the SOPs were updated in 2021	44%
% of the above who reported that the revised SOPs are compliant with IMAS 12.10	100%

In-Country Coordination

	% of surveyed stakeholders from organisations implementing EORE that participate in at least one coordination body at national level	83%
---	--	-----

ORGANISATIONAL PARTICIPATION IN COORDINATION BODIES



*Also includes participation in Alliance for Child Protection in Humanitarian Action

Topics for guidance & training



¹ The seven regions are Sub-Saharan Africa, North Africa, the Middle East, Southeast Asia, Central Asia, Eastern Europe and Caucasus, and Latin America and the Caribbean.

² The 22 countries and territories are Afghanistan, Armenia, Azerbaijan, Bosnia and Herzegovina, Cambodia, Colombia, the Democratic Republic of the Congo, Iraq, Lebanon, Libya, Mali, Myanmar, Palestine, Serbia, Somalia, South Sudan, Sri Lanka, Syria, Ukraine, Vietnam, Western Sahara and Yemen.

³ This number reflects policies, strategies and agendas at a global or multi-country level. Policy developments at a national level are not included.